

---

Ongoing MINEX Report Card

**Matcher 4J**

---



Last Updated: October 9, 2015

**Note: This report card is for MINEX III compliance criteria only.** Ongoing MINEX never released report cards, but instead published two tables: one for [all participants](#) and one for [compliant participants](#).

This report card shows results for an algorithm originally submitted to Ongoing MINEX being re-evaluated based on the MINEX III compliance criteria. If this report says that an algorithm has failed, it means that the algorithm did not meet the MINEX III compliance criteria and will not be included on the [MINEX III Compliant Submissions list](#). For historical records, the old [Ongoing MINEX Compliant Submissions list](#) is still available.

Ongoing MINEX tested for compliance of [NIST Special Publication 800-76-1](#), which was withdrawn July 2013. MINEX III tested for compliance of [NIST Special Publication 800-76-2](#), and added additional semantic checks for compliance of [ANSI/INCITS 378-2004](#).

## Participant Details

**Company:** TigerIT Bangladesh Limited

**Date Submitted:** 11/14/2013

**Date Validated:** 12/16/2013

**Date Completed:** 1/8/2014

Library	Size (bytes)	MD5 Checksum
libminex.so	1900902	36f961b4bc6ed216ce95c0973039b652

## Compliance Test Results

The following presents **PIV compliance** results per the criteria detailed in [NIST Special Publication 800-76-2: Biometric Specifications for Personal Identity Verification](#).

**PIV Level One:** **PASS**

- Must match templates from all certified template generators with an  $FNMR_{FMR}(0.01) \leq 0.01$  using two fingers (4.5.2.1-4). ✓

**PIV Level Two:** **FAIL**

- Must pass PIV level one compliance. ✓
- Native template generator must pass level one compliance. ✗
- Must match templates from native template generator with an  $FNMR_{FMR}(0.0001) \leq 0.02$  using one finger (4.5.3-2) ✓

## Notes

- This report will be updated as new matching algorithms and template generators pass the compliance test. These updates will not change the PASS/FAIL decision above.
- NIST reserves the right to decertify a matcher if it later discovers the matcher violates PIV specifications in some previously undetected way.

## Contents

<b>Participant Details</b>	<b>1</b>
<b>Compliance Test Results</b>	<b>1</b>
<b>Notes</b>	<b>1</b>
<b>1 Introduction</b>	<b>3</b>
<b>2 Methodology</b>	<b>3</b>
2.1 Dataset . . . . .	3
2.2 Accuracy Metrics . . . . .	3
2.3 Interoperability . . . . .	4
<b>3 Results</b>	<b>5</b>
3.1 Single Finger . . . . .	5
3.2 Two Finger . . . . .	9
3.3 Threshold Statistics . . . . .	12
3.4 Q-Q Plot . . . . .	13
3.5 Minutiae Count Statistics . . . . .	14
<b>4 Performance Tables</b>	<b>15</b>
<b>5 References</b>	<b>23</b>

## List of Figures

1 MINEX Interoperability Test Setup . . . . .	4
2 DET (Single Finger) . . . . .	5
3 DET (Right Index) . . . . .	6
4 DET (Left Index) . . . . .	6
5 FNMR @ FMR = 0.01 (Single Finger) . . . . .	7
6 DET Scatterplot (Single Finger) . . . . .	8
7 DET (Two Finger) . . . . .	9
8 FNMR @ FMR = 0.01 (Two Finger) . . . . .	10
9 DET Scatterplot (Two Finger) . . . . .	11
10 Cummulative Score Functions (Single Finger) . . . . .	12
11 Cummulative Score Functions (Two Finger) . . . . .	12
12 Q-Q Plot (Left vs. Right Index) . . . . .	13
13 FNMR and FMR vs. Minutiae Count . . . . .	14
14 FNMR and FMR vs. Minutiae Count . . . . .	14

## List of Tables

1 Threshold calibration table . . . . .	12
2 Single finger . . . . .	15
3 Right index finger . . . . .	17
4 Left index finger . . . . .	19
5 Two finger . . . . .	21

## 1 Introduction

This report card presents measurements of performance and interoperability for a single fingerprint matching algorithm submitted to NIST as part of the ongoing MINEX Evaluation. It reports whether the matcher passes the technical requirements for PIV-compliance described in the [NIST Special Publication 800-76-2: Biometric Specifications for Personal Identity Verification](#).

## 2 Methodology

Testing is performed at a NIST facility. Each participant's submission is validated by NIST (<http://www.nist.gov/itl/iad/ig/ominex.cfm>) before undergoing full testing to ensure it operates correctly. If the matcher passes the validation procedure, it is then used to compare standard fingerprint templates. Performance is assessed against templates created by a template generation algorithm submitted by the participant as well as templates created by other compliant template generators.

### 2.1 Dataset

Testing is performed over a single dataset of sequestered fingerprint images. The images were collected by U.S. Visit at ports of entry into the United States. They consist of Live-scan plain impressions of left and right index fingers. WSQ [1] compression was applied to all images at a ratio of 15:1. The most recent capture of each subject was treated as the authentication sample, and the next most recent as the enrolled sample.

The dataset was divided into 123 962 mated and 124 994 non-mated subject pairings. Since both left and right index fingerprints are available for each subject, this provides 247 924 mated and 249 988 nonmated single-finger comparisons (after database consolidation). This also means that when left and right index fingers are fused at the score level [2, 6], the sets condense to 123 962 mated and 124 994 nonmated comparison scores.

### 2.2 Accuracy Metrics

Core matching accuracy is presented in the form of Detection Error Tradeoff (DET) plots [5], which show the trade-off between the False Match Rate (FMR) and the False Non-Match Rate (FNMR) as a decision threshold is adjusted. Formally, let  $m_i$  ( $i = 1 \dots M$ ) be the  $i$ th mated comparison score, and  $n_j$  ( $j = 1 \dots N$ ) the  $j$ th non-mated comparison score. Then the statistics are

$$\text{FNMR}(\tau) = \frac{1}{M} \sum_{i=1}^M \mathbb{1}\{m_i < \tau\}, \quad (1)$$

$$\text{FMR}(\tau) = \frac{1}{N} \sum_{j=1}^N \mathbb{1}\{n_j \geq \tau\}. \quad (2)$$

where  $\mathbb{1}\{A\}$  is the indicator [3] of event  $A$ . Equations 1 and 2 define the curve parametrically with the decision threshold,  $\tau$ , as the free parameter. In some figures and tables, FNMR is presented as a function of FMR. This relationship is determined by

$$\text{FNMR}_{\text{FMR}}(\alpha) = \min_{\tau} \{ \text{FNMR}(\tau) \mid \text{FMR}(\tau) \leq \alpha \}, \quad (3)$$

which reads as the smallest FNMR that can be achieved while maintaining an FMR less than or equal to  $\alpha$ , the targeted FMR. This method of relating the two error statistics ensures FNMR is well-defined for all  $0 \leq \alpha \leq 1$ . When the matching algorithm produces only a few unique comparison scores, the maximum threshold,  $\tau_0$ , that elicits an  $\text{FMR}(\tau_0) \leq \alpha$  may, in fact, be quite a bit lower than  $\alpha$ . Thus, Equation 3 imposes a natural penalty on matching algorithms that produce overly discretized scores.

Some figures show *pooled* DET accuracy, which is a measure of the accuracy of the matcher against all compliant template generators. Accuracy is measured by concatenating all comparison scores involving the matcher together and computing FMR and FNMR using Equations 2 and 1. This roughly simulates performance for a biometric system that employs one matcher and templates created by several template generators.



Figure 1: MINEX Interoperability Test Setup

### 2.3 Interoperability

Interoperability is tested in a manner similar to *Scenario 1* from the [MINEX Evaluation Report \[4\]](#) (see Figure 1). An enrolment template is prepared using submission X. Submission Y is used to prepare the authentication template and perform the match. The authentication template is always prepared by the same submission used to compare the templates. However, enrolment templates need not originate from the same submission. When they do, we refer to it as “native” mode.

### 3 Results

This section details the performance of matcher 4J when it compares verification templates created by its own template generator to enrolment templates created by all MINEX compliant template generators. Sections 3.1 and 3.2 present accuracy results for single finger and two finger matching respectively. Sections 3.3 and 3.4 present potentially useful statistics not directly related to the performance of the matcher.

#### 3.1 Single Finger

Single finger comparison results show the combined results for left and right index comparisons. For reference, *NIST Special Publication 800-76-2* requires that the matcher and template generator achieve a native accuracy of  $\text{FNMR}_{\text{FMR}}(0.0001) \leq 0.02$ .

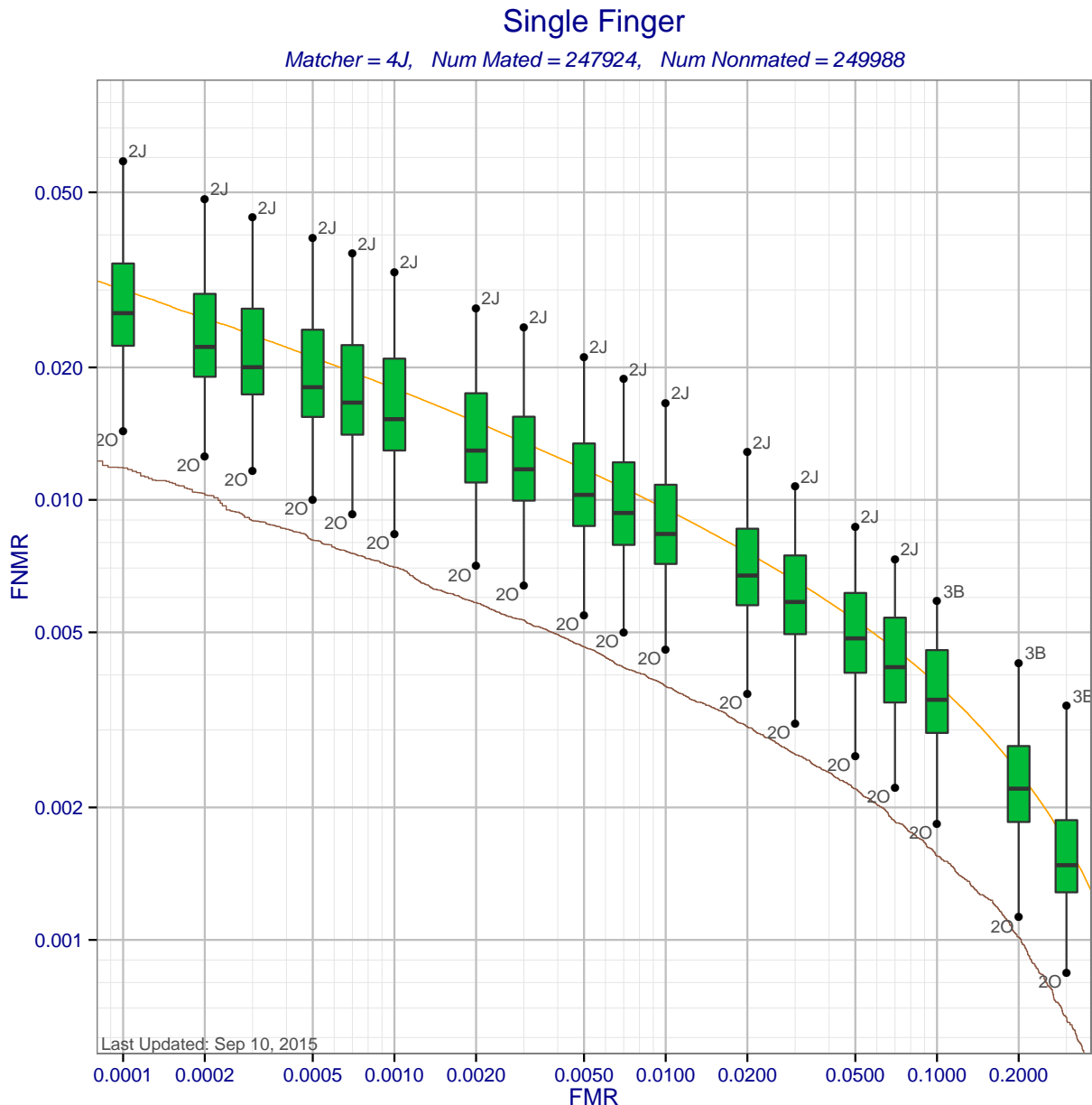


Figure 2: Single finger DET statistics for matcher 4J. Each box shows the distribution of FNMRs at a fixed FMR across all MINEX compliant template generators. The ends of the whiskers show the minimum and maximum FNMRs. The orange DET curve shows pooled performance against all template generators.

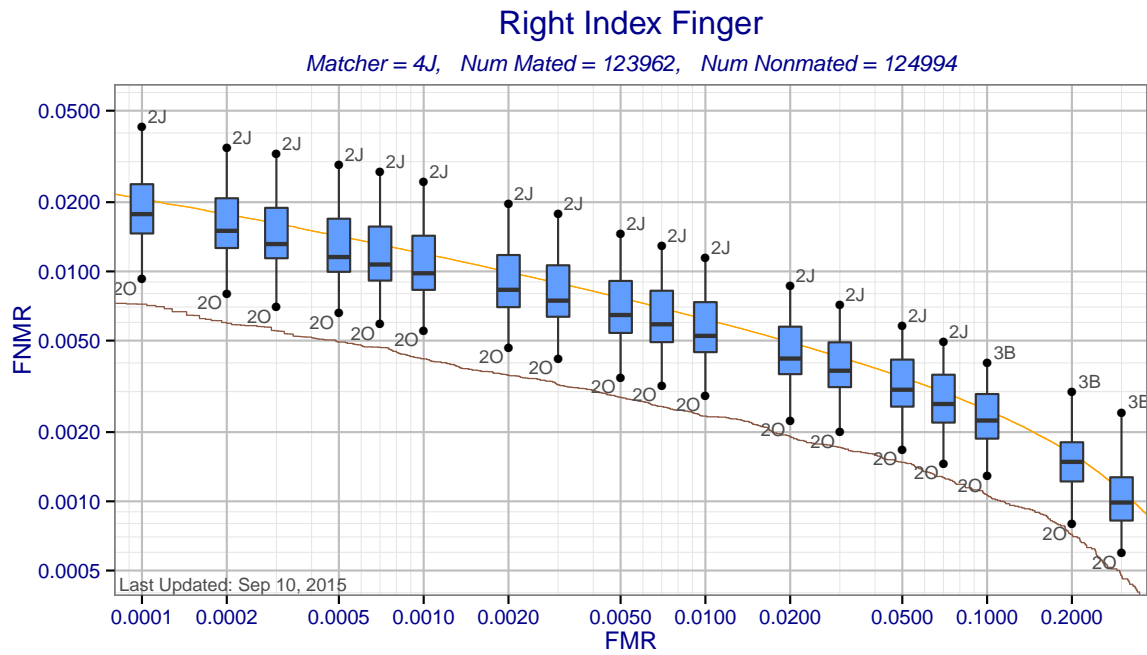


Figure 3: Right index finger DET statistics for matcher 4J. Each box shows the distribution of FNMR at a fixed FMR across all MINEX compliant template generators. The ends of the whiskers show the minimum and maximum FNMRs. The orange DET curve shows pooled performance against all template generators.

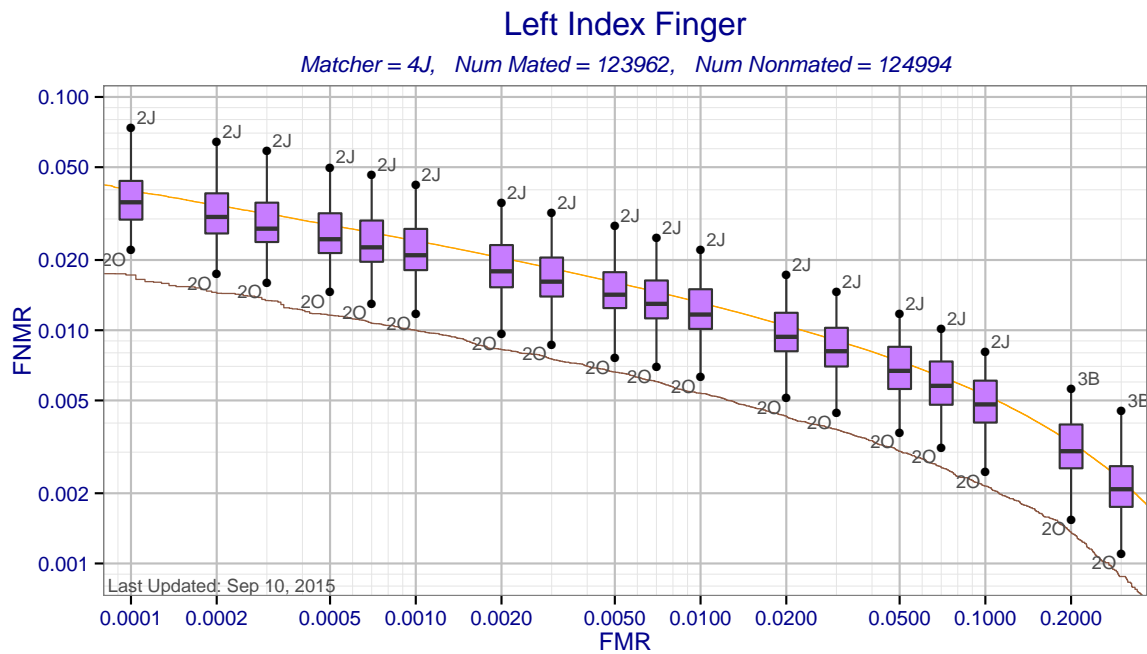


Figure 4: Left index finger DET statistics for matcher 4J. Each box shows the distribution of FNMRs at a fixed FMR across all MINEX compliant template generators. The ends of whiskers show the minimum and maximum FNMRs. The orange DET curve shows pooled performance against all template generators.



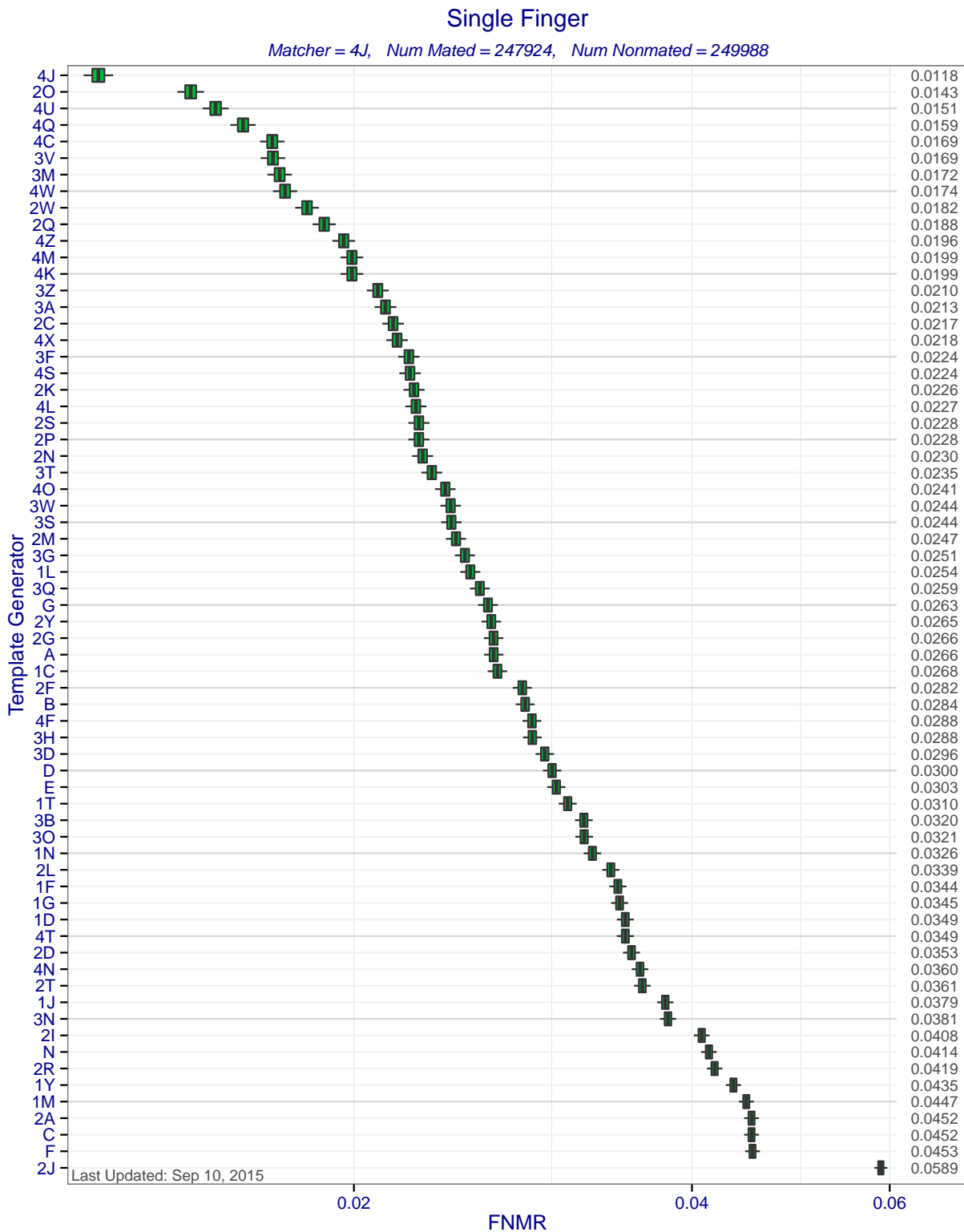
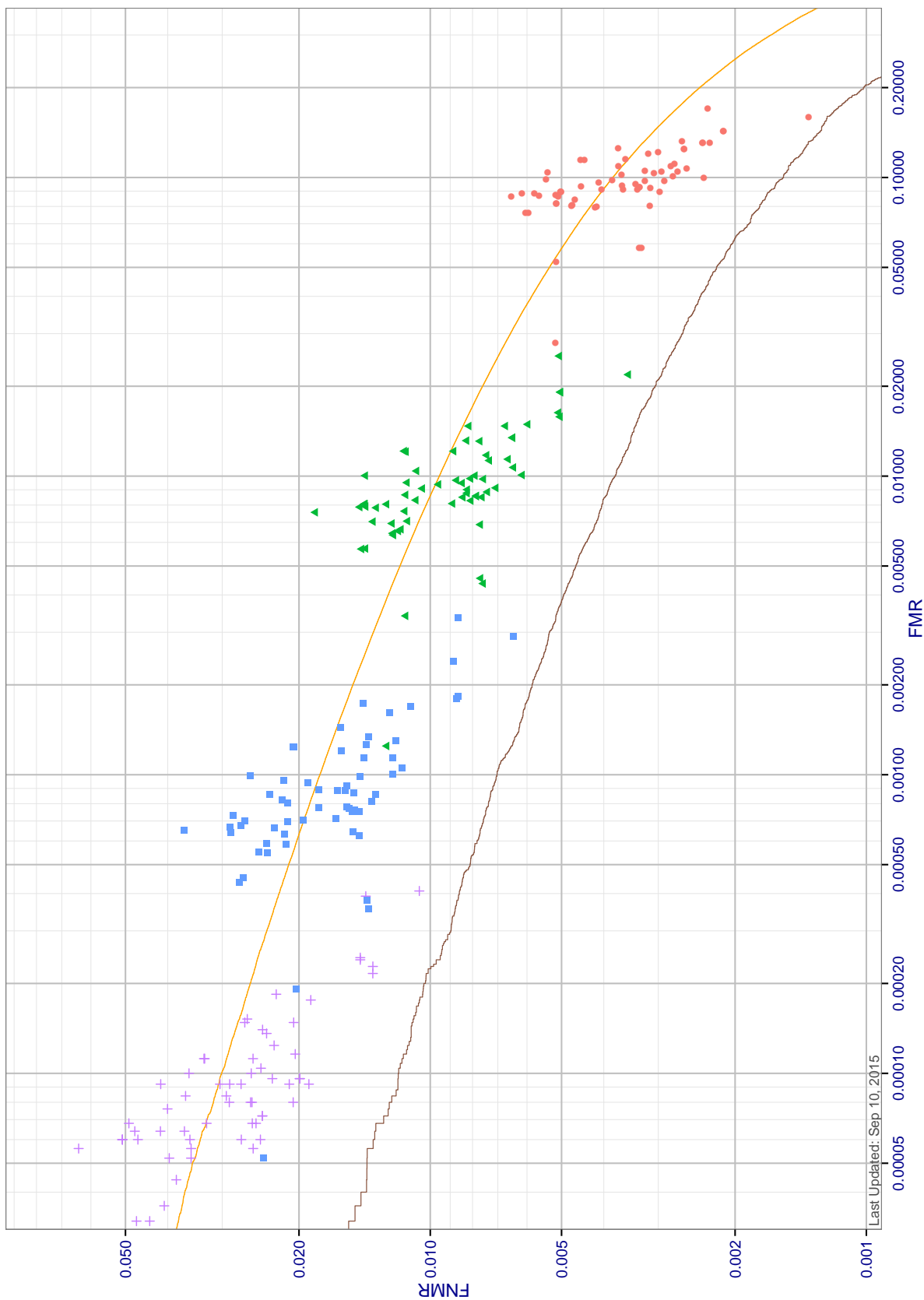


Figure 5: Single finger FNMRs at FMR = 0.0001 when matcher 4J compares templates created by different template generators. The ends of the whiskers show the minimum and maximum FNMRs. Each box represents uncertainty about the true FNMR. The box edges mark the 50% confidence intervals while the whiskers mark the 90% confidence intervals. The numbers on the right show the actual computed FNMRs.

### Single Finger

Matcher = 4J, Num Mated = 247924, Num Nonmated = 249988



Last Updated: Sep 10, 2015

Figure 6: Single finger DET accuracy for matcher 4J. Each cluster of points represents the variation in FMR and FNMR across MINEX compliant template generators at a fixed decision threshold. Each point corresponds to an (FMR, FNMR) pair for a specific template generator at a particular decision threshold. Four clusters are produced corresponding to four decision thresholds which produce pooled FMRs of  $10^{-1}$ ,  $10^{-2}$ ,  $10^{-3}$ , and  $10^{-4}$ . The orange DET curve shows pooled performance against all template generators.

### 3.2 Two Finger

This section presents accuracy when matcher 4J compares templates created by all MINEX compliant template generators. Two-finger fusion is achieved by averaging the scores for left and right index fingers for each person. *NIST Special Publication 800-76-2* requires the matcher to achieve an accuracy of  $FNMR_{FMR}(0.01) \leq 0.01$  for all MINEX compliant template generators.

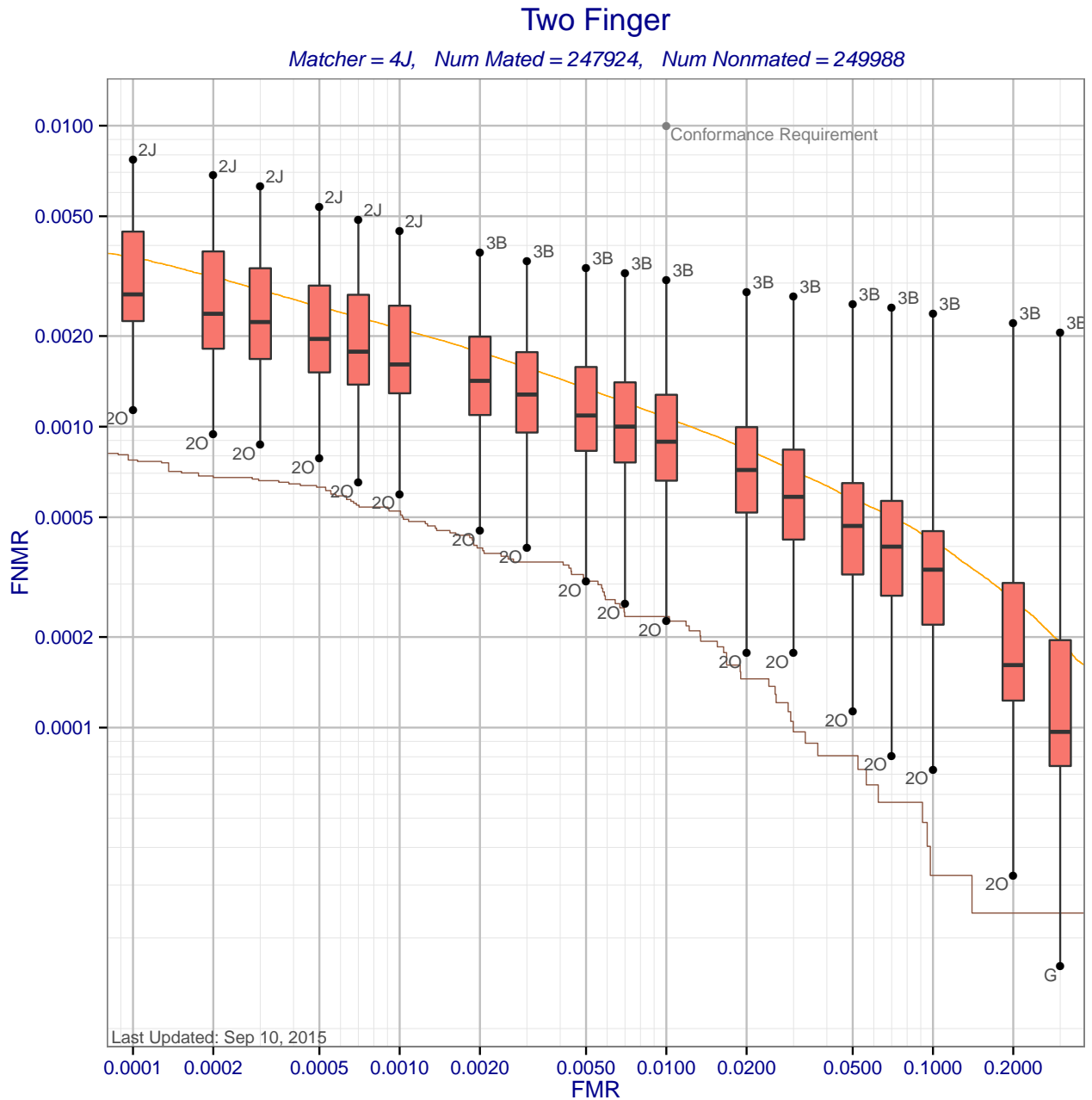


Figure 7: Two finger DET statistics for matcher 4J. Each box shows the distribution of FNMRs at a fixed FMR across all MINEX compliant template generators. The whisker ends show the minimum and maximum FNMRs. The orange DET curve shows pooled performance against all template generators. Score-level fusion is achieved by averaging the scores for left and right index fingers.

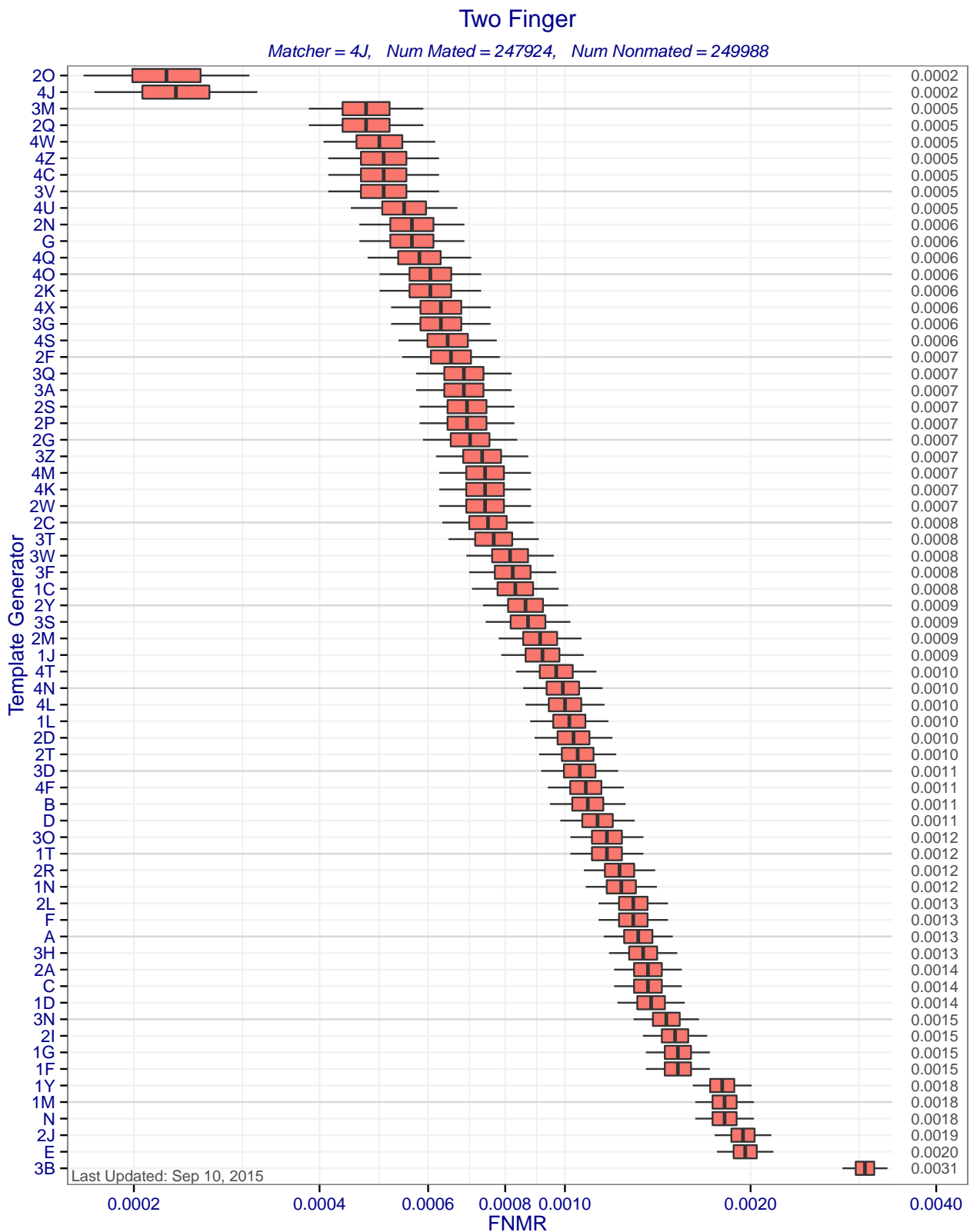


Figure 8: Two finger FNMR at FMR=0.01 when matcher 4J compares templates created by different template generators. Each box represents uncertainty about the true FNMR. The box edges mark the 50% confidence intervals while the whiskers mark the 90% confidence intervals. The numbers on the right show the actual computed FNMRs. Score-level fusion is achieved by averaging the scores for left and right index fingers.

Two Finger

Matcher = 4J, Num Mated = 247924, Num Nonmated = 249988

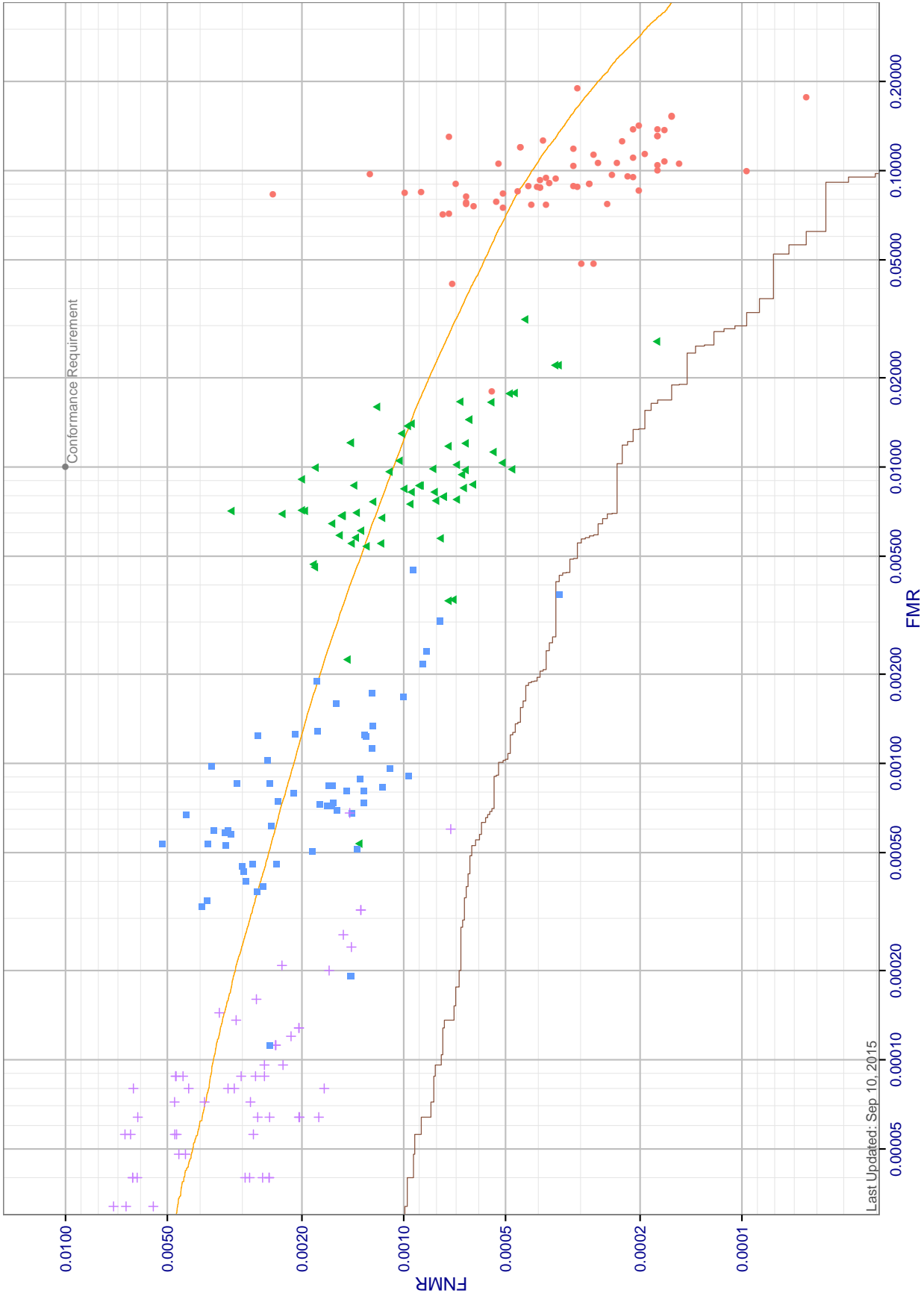


Figure 9: Two finger DET accuracy for matcher 4J. Each cluster of points represents the variation in FMR and FNMR across MINEX compliant template generators at a fixed decision threshold. Each point corresponds to an (FMR, FNMR) pair for a specific template generator at a particular decision threshold. Four clusters are produced corresponding to four decision thresholds which produce pooled FMRs of  $10^{-1}$ ,  $10^{-2}$ ,  $10^{-3}$ , and  $10^{-4}$ . The orange DET curve shows pooled performance against all template generators. Score-level fusion is achieved by averaging the scores for left and right index fingers.

### 3.3 Threshold Statistics

Results in this section are computed by concatenating comparison scores for matcher 4J across all MINEX compliant template generators.

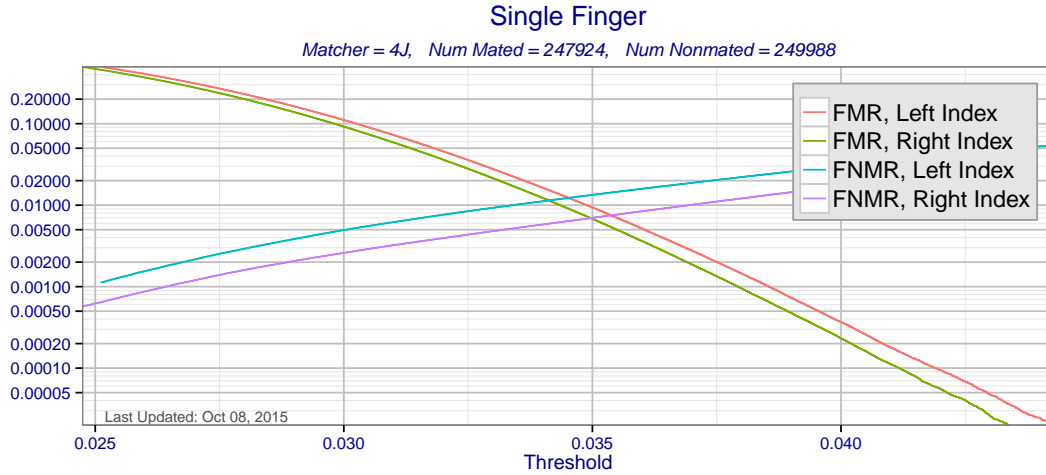


Figure 10: Single finger FMR and FNMR as a function of score threshold for matcher 4J using templates created by all MINEX compliant template generators. Separate curves are presented for left and right index fingers.

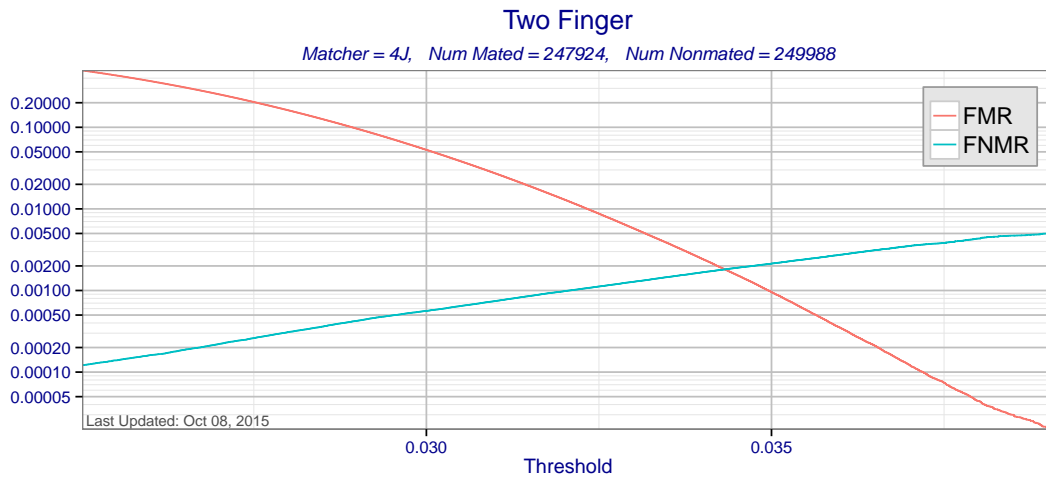


Figure 11: Two finger FMR and FNMR as a function of score threshold for matcher 4J using templates created by all MINEX compliant template generators. Score-level fusion is achieved by averaging scores for the left and right index fingers.

	FMR=0.1	FMR=0.01	FMR=0.001	FMR=0.0001
Right index finger	0.029827	0.034363	0.037934	0.041182
Left index finger	0.030274	0.034900	0.038559	0.041910
Single finger	0.030058	0.034647	0.038273	0.041519
Two finger	0.028940	0.032342	0.034962	0.037202

Table 1: Threshold calibration table. The cells show the thresholds corresponding to the FMR indicated by the column header.

### 3.4 Q-Q Plot

The Q-Q plot compares two probability distributions. It plots the quantile of one distribution as a function of the other. If the curve follows the  $y = x$  line, then the distributions are identical. If the FMR curve is above the  $y = x$  line, then the left index finger tends to produce lower non-mated scores than the left index finger. If the FNMR curve is above the  $y = x$  line, then the left index finger tends to produce lower mated scores than the left index finger. A jagged and/or truncated curve is indicative of discretized scores.

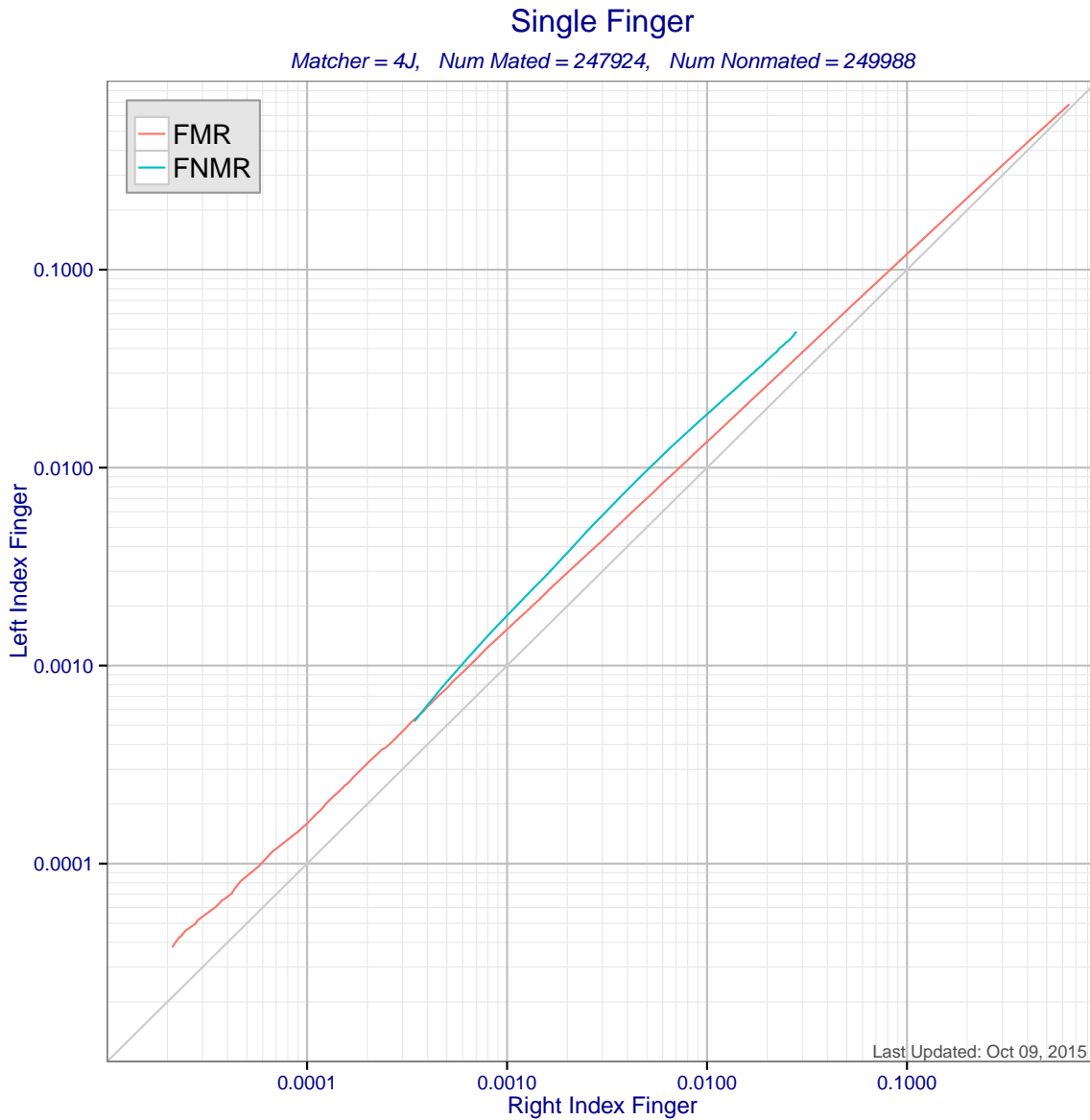


Figure 12: Q-Q plot comparing score distributions for left and right index fingers.

### 3.5 Minutiae Count Statistics

This section shows how the number of minutia found in the samples affects recognition accuracy. To be robust to spoofing and other active attacks, the algorithm should not allow FMR to rise sharply as the number of available minutia decreases. Nor should it allow FMR to rise sharply as the number of detected minutia increases.

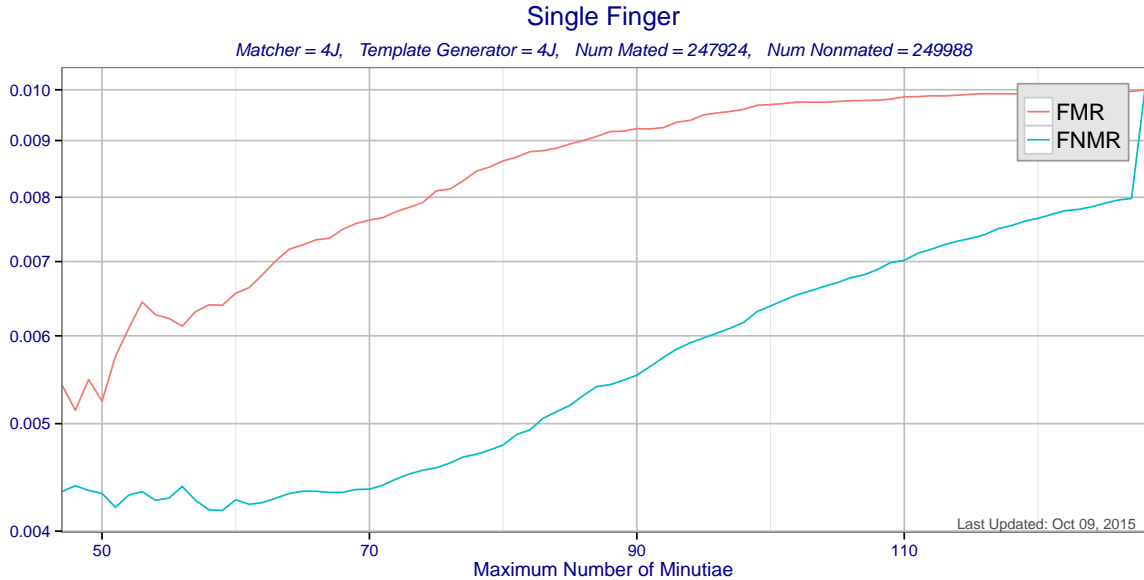


Figure 13: FNMR and FMR as a function of the number of minutia found by the template generator. The vertical axis defines a filter criterion such that FNMR and FMR are computed over only those comparisons where at least one of the compared templates has no more than the specified number of minutia. The threshold is fixed separately for FNMR and FMR to elicit an error rate of approximately 0.01 over unfiltered comparisons.

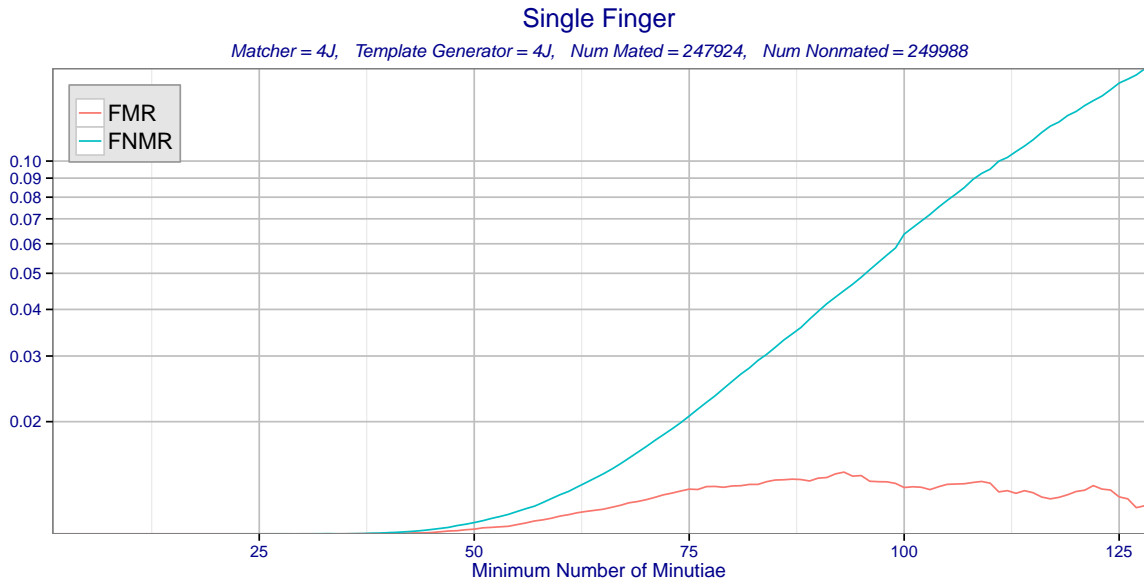


Figure 14: FNMR and FMR as a function of the number of minutia found by the template generator. The vertical axis defines a filter criterion such that FNMR and FMR are computed over only those comparisons where at least one of the compared templates has at least the indicated number of minutia. The threshold is fixed separately for FNMR and FMR to elicit an error rate of approximately 0.01 over unfiltered comparisons.



## 4 Performance Tables

The following tables present accuracy number, including estimates of uncertainty in the form of 90% confidence bounds. These tables are provided because most of the figures in the main body of this report do not present numerical results.

Table 2: *Single finger FNMRs at various FMRs when matcher 4J compares templates created by its template generator and PIV-compliant template generators.*

Enroller	FNMR @ FMR=0.01	FNMR @ FMR=0.001	FNMR @ FMR=0.0001
A	0.0091 ± 0.0003	0.0157 ± 0.0004	0.0266 ± 0.0005
B	0.0093 ± 0.0003	0.0166 ± 0.0004	0.0284 ± 0.0005
C	0.0131 ± 0.0004	0.0255 ± 0.0005	0.0452 ± 0.0007
D	0.0102 ± 0.0003	0.0182 ± 0.0004	0.0300 ± 0.0006
E	0.0112 ± 0.0003	0.0189 ± 0.0004	0.0303 ± 0.0006
F	0.0131 ± 0.0004	0.0258 ± 0.0005	0.0453 ± 0.0007
G	0.0076 ± 0.0003	0.0149 ± 0.0004	0.0263 ± 0.0005
N	0.0141 ± 0.0004	0.0258 ± 0.0005	0.0414 ± 0.0007
1C	0.0086 ± 0.0003	0.0153 ± 0.0004	0.0268 ± 0.0005
1D	0.0122 ± 0.0004	0.0221 ± 0.0005	0.0349 ± 0.0006
1F	0.0121 ± 0.0004	0.0216 ± 0.0005	0.0344 ± 0.0006
1G	0.0122 ± 0.0004	0.0217 ± 0.0005	0.0345 ± 0.0006
1J	0.0108 ± 0.0003	0.0223 ± 0.0005	0.0379 ± 0.0006
1L	0.0084 ± 0.0003	0.0148 ± 0.0004	0.0254 ± 0.0005
1M	0.0135 ± 0.0004	0.0261 ± 0.0005	0.0447 ± 0.0007
1N	0.0105 ± 0.0003	0.0186 ± 0.0004	0.0326 ± 0.0006
1T	0.0103 ± 0.0003	0.0191 ± 0.0005	0.0310 ± 0.0006
1Y	0.0130 ± 0.0004	0.0248 ± 0.0005	0.0435 ± 0.0007
2A	0.0131 ± 0.0004	0.0255 ± 0.0005	0.0452 ± 0.0007
2C	0.0069 ± 0.0003	0.0127 ± 0.0004	0.0217 ± 0.0005
2D	0.0108 ± 0.0003	0.0213 ± 0.0005	0.0353 ± 0.0006
2F	0.0083 ± 0.0003	0.0158 ± 0.0004	0.0282 ± 0.0005
2G	0.0079 ± 0.0003	0.0152 ± 0.0004	0.0266 ± 0.0005
2I	0.0122 ± 0.0004	0.0230 ± 0.0005	0.0408 ± 0.0007
2J	0.0166 ± 0.0004	0.0329 ± 0.0006	0.0589 ± 0.0008
2K	0.0073 ± 0.0003	0.0137 ± 0.0004	0.0226 ± 0.0005
2L	0.0110 ± 0.0003	0.0207 ± 0.0005	0.0339 ± 0.0006
2M	0.0080 ± 0.0003	0.0147 ± 0.0004	0.0247 ± 0.0005
2N	0.0069 ± 0.0003	0.0129 ± 0.0004	0.0230 ± 0.0005
2O	0.0046 ± 0.0002	0.0084 ± 0.0003	0.0143 ± 0.0004
2P	0.0076 ± 0.0003	0.0140 ± 0.0004	0.0228 ± 0.0005
2Q	0.0062 ± 0.0003	0.0117 ± 0.0004	0.0188 ± 0.0004
2R	0.0123 ± 0.0004	0.0248 ± 0.0005	0.0419 ± 0.0007
2S	0.0076 ± 0.0003	0.0140 ± 0.0004	0.0228 ± 0.0005
2T	0.0107 ± 0.0003	0.0200 ± 0.0005	0.0361 ± 0.0006
2W	0.0066 ± 0.0003	0.0116 ± 0.0004	0.0182 ± 0.0004
2Y	0.0080 ± 0.0003	0.0141 ± 0.0004	0.0265 ± 0.0005
3A	0.0071 ± 0.0003	0.0132 ± 0.0004	0.0213 ± 0.0005
3B	0.0120 ± 0.0004	0.0212 ± 0.0005	0.0320 ± 0.0006
3D	0.0091 ± 0.0003	0.0174 ± 0.0004	0.0296 ± 0.0006

Table 2: (continued)

Enroller	FNMR @ FMR=0.01	FNMR @ FMR=0.001	FNMR @ FMR=0.0001
3F	0.0076 ± 0.0003	0.0138 ± 0.0004	0.0224 ± 0.0005
3G	0.0075 ± 0.0003	0.0144 ± 0.0004	0.0251 ± 0.0005
3H	0.0101 ± 0.0003	0.0177 ± 0.0004	0.0288 ± 0.0006
3M	0.0062 ± 0.0003	0.0108 ± 0.0003	0.0172 ± 0.0004
3N	0.0121 ± 0.0004	0.0226 ± 0.0005	0.0381 ± 0.0006
3O	0.0104 ± 0.0003	0.0193 ± 0.0005	0.0321 ± 0.0006
3Q	0.0079 ± 0.0003	0.0149 ± 0.0004	0.0259 ± 0.0005
3S	0.0083 ± 0.0003	0.0153 ± 0.0004	0.0244 ± 0.0005
3T	0.0077 ± 0.0003	0.0137 ± 0.0004	0.0235 ± 0.0005
3V	0.0061 ± 0.0003	0.0110 ± 0.0003	0.0169 ± 0.0004
3W	0.0081 ± 0.0003	0.0146 ± 0.0004	0.0244 ± 0.0005
3Z	0.0072 ± 0.0003	0.0128 ± 0.0004	0.0210 ± 0.0005
4C	0.0062 ± 0.0003	0.0110 ± 0.0003	0.0169 ± 0.0004
4F	0.0094 ± 0.0003	0.0171 ± 0.0004	0.0288 ± 0.0006
4K	0.0071 ± 0.0003	0.0128 ± 0.0004	0.0199 ± 0.0005
4L	0.0085 ± 0.0003	0.0151 ± 0.0004	0.0227 ± 0.0005
4M	0.0071 ± 0.0003	0.0128 ± 0.0004	0.0199 ± 0.0005
4N	0.0105 ± 0.0003	0.0209 ± 0.0005	0.0360 ± 0.0006
4O	0.0080 ± 0.0003	0.0144 ± 0.0004	0.0241 ± 0.0005
4Q	0.0057 ± 0.0002	0.0098 ± 0.0003	0.0159 ± 0.0004
4S	0.0068 ± 0.0003	0.0126 ± 0.0004	0.0224 ± 0.0005
4T	0.0105 ± 0.0003	0.0209 ± 0.0005	0.0349 ± 0.0006
4U	0.0058 ± 0.0002	0.0098 ± 0.0003	0.0151 ± 0.0004
4W	0.0061 ± 0.0003	0.0109 ± 0.0003	0.0174 ± 0.0004
4X	0.0067 ± 0.0003	0.0126 ± 0.0004	0.0218 ± 0.0005
4Z	0.0066 ± 0.0003	0.0122 ± 0.0004	0.0196 ± 0.0005
4J	0.0038 ± 0.0002	0.0070 ± 0.0003	0.0118 ± 0.0004

Table 3: *Right index finger FNMRs at various FMRs when matcher 4J compares templates created by its template generator and PIV-compliant template generators.*

Enroller	FNMR @ FMR=0.01	FNMR @ FMR=0.001	FNMR @ FMR=0.0001
A	0.0057 ± 0.0004	0.0097 ± 0.0005	0.0164 ± 0.0006
B	0.0064 ± 0.0004	0.0117 ± 0.0005	0.0205 ± 0.0007
C	0.0084 ± 0.0004	0.0172 ± 0.0006	0.0310 ± 0.0008
D	0.0070 ± 0.0004	0.0126 ± 0.0005	0.0222 ± 0.0007
E	0.0075 ± 0.0004	0.0130 ± 0.0005	0.0209 ± 0.0007
F	0.0084 ± 0.0004	0.0171 ± 0.0006	0.0310 ± 0.0008
G	0.0048 ± 0.0003	0.0091 ± 0.0004	0.0171 ± 0.0006
N	0.0094 ± 0.0005	0.0176 ± 0.0006	0.0273 ± 0.0008
1C	0.0056 ± 0.0003	0.0105 ± 0.0005	0.0200 ± 0.0007
1D	0.0093 ± 0.0004	0.0172 ± 0.0006	0.0299 ± 0.0008
1F	0.0080 ± 0.0004	0.0144 ± 0.0006	0.0231 ± 0.0007
1G	0.0081 ± 0.0004	0.0145 ± 0.0006	0.0232 ± 0.0007
1J	0.0067 ± 0.0004	0.0144 ± 0.0006	0.0282 ± 0.0008
1L	0.0052 ± 0.0003	0.0094 ± 0.0005	0.0153 ± 0.0006
1M	0.0090 ± 0.0004	0.0183 ± 0.0006	0.0328 ± 0.0008
1N	0.0068 ± 0.0004	0.0121 ± 0.0005	0.0233 ± 0.0007
1T	0.0070 ± 0.0004	0.0131 ± 0.0005	0.0229 ± 0.0007
1Y	0.0089 ± 0.0004	0.0176 ± 0.0006	0.0310 ± 0.0008
2A	0.0084 ± 0.0004	0.0172 ± 0.0006	0.0310 ± 0.0008
2C	0.0044 ± 0.0003	0.0079 ± 0.0004	0.0138 ± 0.0005
2D	0.0073 ± 0.0004	0.0143 ± 0.0006	0.0241 ± 0.0007
2F	0.0052 ± 0.0003	0.0099 ± 0.0005	0.0195 ± 0.0006
2G	0.0052 ± 0.0003	0.0094 ± 0.0005	0.0178 ± 0.0006
2I	0.0082 ± 0.0004	0.0157 ± 0.0006	0.0278 ± 0.0008
2J	0.0115 ± 0.0005	0.0246 ± 0.0007	0.0424 ± 0.0009
2K	0.0044 ± 0.0003	0.0086 ± 0.0004	0.0144 ± 0.0006
2L	0.0075 ± 0.0004	0.0142 ± 0.0006	0.0255 ± 0.0007
2M	0.0051 ± 0.0003	0.0096 ± 0.0005	0.0172 ± 0.0006
2N	0.0043 ± 0.0003	0.0083 ± 0.0004	0.0158 ± 0.0006
2O	0.0029 ± 0.0003	0.0055 ± 0.0003	0.0093 ± 0.0004
2P	0.0047 ± 0.0003	0.0089 ± 0.0004	0.0153 ± 0.0006
2Q	0.0037 ± 0.0003	0.0071 ± 0.0004	0.0116 ± 0.0005
2R	0.0081 ± 0.0004	0.0173 ± 0.0006	0.0310 ± 0.0008
2S	0.0047 ± 0.0003	0.0089 ± 0.0004	0.0153 ± 0.0006
2T	0.0069 ± 0.0004	0.0132 ± 0.0005	0.0236 ± 0.0007
2W	0.0038 ± 0.0003	0.0068 ± 0.0004	0.0115 ± 0.0005
2Y	0.0049 ± 0.0003	0.0091 ± 0.0004	0.0158 ± 0.0006
3A	0.0044 ± 0.0003	0.0084 ± 0.0004	0.0139 ± 0.0005
3B	0.0077 ± 0.0004	0.0141 ± 0.0006	0.0220 ± 0.0007
3D	0.0062 ± 0.0004	0.0126 ± 0.0005	0.0225 ± 0.0007

Table 3: (continued)

Enroller	FNMR @ FMR=0.01	FNMR @ FMR=0.001	FNMR @ FMR=0.0001
3F	0.0049 ± 0.0003	0.0093 ± 0.0004	0.0160 ± 0.0006
3G	0.0047 ± 0.0003	0.0091 ± 0.0004	0.0177 ± 0.0006
3H	0.0067 ± 0.0004	0.0121 ± 0.0005	0.0210 ± 0.0007
3M	0.0038 ± 0.0003	0.0066 ± 0.0004	0.0112 ± 0.0005
3N	0.0080 ± 0.0004	0.0156 ± 0.0006	0.0272 ± 0.0008
3O	0.0071 ± 0.0004	0.0140 ± 0.0005	0.0241 ± 0.0007
3Q	0.0048 ± 0.0003	0.0096 ± 0.0005	0.0176 ± 0.0006
3S	0.0052 ± 0.0003	0.0102 ± 0.0005	0.0166 ± 0.0006
3T	0.0047 ± 0.0003	0.0087 ± 0.0004	0.0156 ± 0.0006
3V	0.0038 ± 0.0003	0.0070 ± 0.0004	0.0107 ± 0.0005
3W	0.0053 ± 0.0003	0.0099 ± 0.0005	0.0185 ± 0.0006
3Z	0.0042 ± 0.0003	0.0077 ± 0.0004	0.0124 ± 0.0005
4C	0.0037 ± 0.0003	0.0070 ± 0.0004	0.0107 ± 0.0005
4F	0.0062 ± 0.0004	0.0118 ± 0.0005	0.0214 ± 0.0007
4K	0.0045 ± 0.0003	0.0082 ± 0.0004	0.0135 ± 0.0005
4L	0.0052 ± 0.0003	0.0094 ± 0.0005	0.0146 ± 0.0006
4M	0.0045 ± 0.0003	0.0082 ± 0.0004	0.0135 ± 0.0005
4N	0.0073 ± 0.0004	0.0149 ± 0.0006	0.0262 ± 0.0007
4O	0.0050 ± 0.0003	0.0094 ± 0.0005	0.0166 ± 0.0006
4Q	0.0036 ± 0.0003	0.0062 ± 0.0004	0.0104 ± 0.0005
4S	0.0043 ± 0.0003	0.0078 ± 0.0004	0.0148 ± 0.0006
4T	0.0074 ± 0.0004	0.0150 ± 0.0006	0.0251 ± 0.0007
4U	0.0038 ± 0.0003	0.0063 ± 0.0004	0.0095 ± 0.0005
4W	0.0038 ± 0.0003	0.0067 ± 0.0004	0.0106 ± 0.0005
4X	0.0044 ± 0.0003	0.0083 ± 0.0004	0.0147 ± 0.0006
4Z	0.0041 ± 0.0003	0.0077 ± 0.0004	0.0124 ± 0.0005
4J	0.0023 ± 0.0002	0.0042 ± 0.0003	0.0072 ± 0.0004

Table 4: Left index finger FNMRs at various FMRs when matcher 4J compares templates created by its template generator and PIV-compliant template generators.

Enroller	FNMR @ FMR=0.01	FNMR @ FMR=0.001	FNMR @ FMR=0.0001
A	0.0130 ± 0.0005	0.0224 ± 0.0007	0.0379 ± 0.0009
B	0.0125 ± 0.0005	0.0221 ± 0.0007	0.0376 ± 0.0009
C	0.0182 ± 0.0006	0.0339 ± 0.0008	0.060 ± 0.001
D	0.0135 ± 0.0005	0.0239 ± 0.0007	0.0396 ± 0.0009
E	0.0151 ± 0.0006	0.0248 ± 0.0007	0.0386 ± 0.0009
F	0.0182 ± 0.0006	0.0343 ± 0.0009	0.060 ± 0.001
G	0.0108 ± 0.0005	0.0209 ± 0.0007	0.0351 ± 0.0009
N	0.0192 ± 0.0006	0.0342 ± 0.0008	0.055 ± 0.001
1C	0.0117 ± 0.0005	0.0202 ± 0.0007	0.0339 ± 0.0008
1D	0.0154 ± 0.0006	0.0274 ± 0.0008	0.0412 ± 0.0009
1F	0.0161 ± 0.0006	0.0288 ± 0.0008	0.0450 ± 0.0010
1G	0.0162 ± 0.0006	0.0289 ± 0.0008	0.0451 ± 0.0010
1J	0.0150 ± 0.0006	0.0306 ± 0.0008	0.0469 ± 0.0010
1L	0.0118 ± 0.0005	0.0210 ± 0.0007	0.0338 ± 0.0008
1M	0.0182 ± 0.0006	0.0342 ± 0.0008	0.058 ± 0.001
1N	0.0146 ± 0.0006	0.0258 ± 0.0007	0.0425 ± 0.0009
1T	0.0137 ± 0.0005	0.0256 ± 0.0007	0.0397 ± 0.0009
1Y	0.0174 ± 0.0006	0.0325 ± 0.0008	0.055 ± 0.001
2A	0.0182 ± 0.0006	0.0339 ± 0.0008	0.060 ± 0.001
2C	0.0097 ± 0.0005	0.0180 ± 0.0006	0.0294 ± 0.0008
2D	0.0152 ± 0.0006	0.0297 ± 0.0008	0.052 ± 0.001
2F	0.0117 ± 0.0005	0.0223 ± 0.0007	0.0363 ± 0.0009
2G	0.0109 ± 0.0005	0.0218 ± 0.0007	0.0351 ± 0.0009
2I	0.0166 ± 0.0006	0.0310 ± 0.0008	0.051 ± 0.001
2J	0.0221 ± 0.0007	0.0420 ± 0.0009	0.074 ± 0.001
2K	0.0103 ± 0.0005	0.0192 ± 0.0006	0.0307 ± 0.0008
2L	0.0148 ± 0.0006	0.0272 ± 0.0008	0.0425 ± 0.0009
2M	0.0111 ± 0.0005	0.0198 ± 0.0007	0.0344 ± 0.0009
2N	0.0096 ± 0.0005	0.0178 ± 0.0006	0.0303 ± 0.0008
2O	0.0063 ± 0.0004	0.0117 ± 0.0005	0.0221 ± 0.0007
2P	0.0106 ± 0.0005	0.0192 ± 0.0006	0.0300 ± 0.0008
2Q	0.0090 ± 0.0004	0.0167 ± 0.0006	0.0253 ± 0.0007
2R	0.0168 ± 0.0006	0.0324 ± 0.0008	0.054 ± 0.001
2S	0.0106 ± 0.0005	0.0192 ± 0.0006	0.0300 ± 0.0008
2T	0.0145 ± 0.0006	0.0272 ± 0.0008	0.051 ± 0.001
2W	0.0093 ± 0.0004	0.0166 ± 0.0006	0.0265 ± 0.0007
2Y	0.0112 ± 0.0005	0.0198 ± 0.0007	0.0354 ± 0.0009
3A	0.0101 ± 0.0005	0.0180 ± 0.0006	0.0297 ± 0.0008
3B	0.0165 ± 0.0006	0.0284 ± 0.0008	0.0434 ± 0.0010
3D	0.0122 ± 0.0005	0.0223 ± 0.0007	0.0368 ± 0.0009

Table 4: (continued)

Enroller	FNMR @ FMR=0.01	FNMR @ FMR=0.001	FNMR @ FMR=0.0001
3F	0.0104 ± 0.0005	0.0184 ± 0.0006	0.0289 ± 0.0008
3G	0.0105 ± 0.0005	0.0202 ± 0.0007	0.0354 ± 0.0009
3H	0.0138 ± 0.0005	0.0233 ± 0.0007	0.0364 ± 0.0009
3M	0.0088 ± 0.0004	0.0154 ± 0.0006	0.0237 ± 0.0007
3N	0.0165 ± 0.0006	0.0302 ± 0.0008	0.051 ± 0.001
3O	0.0139 ± 0.0005	0.0254 ± 0.0007	0.0419 ± 0.0009
3Q	0.0113 ± 0.0005	0.0207 ± 0.0007	0.0355 ± 0.0009
3S	0.0113 ± 0.0005	0.0203 ± 0.0007	0.0328 ± 0.0008
3T	0.0108 ± 0.0005	0.0191 ± 0.0006	0.0328 ± 0.0008
3V	0.0087 ± 0.0004	0.0151 ± 0.0006	0.0231 ± 0.0007
3W	0.0108 ± 0.0005	0.0194 ± 0.0006	0.0310 ± 0.0008
3Z	0.0103 ± 0.0005	0.0184 ± 0.0006	0.0293 ± 0.0008
4C	0.0087 ± 0.0004	0.0151 ± 0.0006	0.0230 ± 0.0007
4F	0.0126 ± 0.0005	0.0226 ± 0.0007	0.0365 ± 0.0009
4K	0.0098 ± 0.0005	0.0175 ± 0.0006	0.0294 ± 0.0008
4L	0.0121 ± 0.0005	0.0208 ± 0.0007	0.0310 ± 0.0008
4M	0.0098 ± 0.0005	0.0175 ± 0.0006	0.0294 ± 0.0008
4N	0.0139 ± 0.0005	0.0268 ± 0.0008	0.0455 ± 0.0010
4O	0.0112 ± 0.0005	0.0202 ± 0.0007	0.0320 ± 0.0008
4Q	0.0080 ± 0.0004	0.0138 ± 0.0005	0.0221 ± 0.0007
4S	0.0096 ± 0.0005	0.0179 ± 0.0006	0.0304 ± 0.0008
4T	0.0140 ± 0.0005	0.0268 ± 0.0008	0.0438 ± 0.0010
4U	0.0079 ± 0.0004	0.0139 ± 0.0005	0.0228 ± 0.0007
4W	0.0085 ± 0.0004	0.0153 ± 0.0006	0.0256 ± 0.0007
4X	0.0092 ± 0.0004	0.0174 ± 0.0006	0.0281 ± 0.0008
4Z	0.0092 ± 0.0004	0.0171 ± 0.0006	0.0266 ± 0.0008
4J	0.0054 ± 0.0003	0.0100 ± 0.0005	0.0172 ± 0.0006

Table 5: *Two finger FNMRs at various FMRs when matcher 4J compares templates created by its template generator and PIV-compliant template generators.*

Enroller	FNMR @ FMR=0.01	FNMR @ FMR=0.001	FNMR @ FMR=0.0001
A	0.0013 ± 0.0001	0.0020 ± 0.0001	0.0028 ± 0.0002
B	0.0011 ± 0.0001	0.0022 ± 0.0002	0.0041 ± 0.0002
C	0.0014 ± 0.0001	0.0029 ± 0.0002	0.0051 ± 0.0002
D	0.0011 ± 0.0001	0.0022 ± 0.0002	0.0042 ± 0.0002
E	0.0020 ± 0.0001	0.0030 ± 0.0002	0.0045 ± 0.0002
F	0.0013 ± 0.0001	0.0029 ± 0.0002	0.0052 ± 0.0002
G	0.00056 ± 0.00008	0.0013 ± 0.0001	0.0024 ± 0.0002
N	0.0018 ± 0.0001	0.0037 ± 0.0002	0.0058 ± 0.0002
1C	0.00083 ± 0.00010	0.0016 ± 0.0001	0.0029 ± 0.0002
1D	0.0014 ± 0.0001	0.0028 ± 0.0002	0.0053 ± 0.0002
1F	0.0015 ± 0.0001	0.0029 ± 0.0002	0.0047 ± 0.0002
1G	0.0015 ± 0.0001	0.0029 ± 0.0002	0.0047 ± 0.0002
1J	0.0009 ± 0.0001	0.0022 ± 0.0002	0.0042 ± 0.0002
1L	0.0010 ± 0.0001	0.0018 ± 0.0001	0.0026 ± 0.0002
1M	0.0018 ± 0.0001	0.0034 ± 0.0002	0.0056 ± 0.0002
1N	0.0012 ± 0.0001	0.0023 ± 0.0002	0.0041 ± 0.0002
1T	0.0012 ± 0.0001	0.0022 ± 0.0002	0.0042 ± 0.0002
1Y	0.0018 ± 0.0001	0.0032 ± 0.0002	0.0057 ± 0.0002
2A	0.0014 ± 0.0001	0.0029 ± 0.0002	0.0051 ± 0.0002
2C	0.00075 ± 0.00009	0.0014 ± 0.0001	0.0024 ± 0.0002
2D	0.0010 ± 0.0001	0.0025 ± 0.0002	0.0044 ± 0.0002
2F	0.00065 ± 0.00008	0.0015 ± 0.0001	0.0025 ± 0.0002
2G	0.00070 ± 0.00009	0.0016 ± 0.0001	0.0025 ± 0.0002
2I	0.0015 ± 0.0001	0.0029 ± 0.0002	0.0048 ± 0.0002
2J	0.0019 ± 0.0001	0.0045 ± 0.0002	0.0077 ± 0.0003
2K	0.00061 ± 0.00008	0.0012 ± 0.0001	0.0026 ± 0.0002
2L	0.0013 ± 0.0001	0.0026 ± 0.0002	0.0042 ± 0.0002
2M	0.00091 ± 0.00010	0.0016 ± 0.0001	0.0026 ± 0.0002
2N	0.00056 ± 0.00008	0.0011 ± 0.0001	0.0019 ± 0.0001
2O	0.00023 ± 0.00005	0.00060 ± 0.00008	0.0011 ± 0.0001
2P	0.00069 ± 0.00009	0.0013 ± 0.0001	0.0022 ± 0.0002
2Q	0.00048 ± 0.00007	0.0010 ± 0.0001	0.0017 ± 0.0001
2R	0.0012 ± 0.0001	0.0028 ± 0.0002	0.0053 ± 0.0002
2S	0.00069 ± 0.00009	0.0013 ± 0.0001	0.0022 ± 0.0002
2T	0.0010 ± 0.0001	0.0020 ± 0.0001	0.0037 ± 0.0002
2W	0.00074 ± 0.00009	0.0013 ± 0.0001	0.0020 ± 0.0001
2Y	0.00086 ± 0.00010	0.0015 ± 0.0001	0.0024 ± 0.0002
3A	0.00069 ± 0.00009	0.0012 ± 0.0001	0.0019 ± 0.0001
3B	0.0031 ± 0.0002	0.0042 ± 0.0002	0.0062 ± 0.0003
3D	0.0011 ± 0.0001	0.0019 ± 0.0001	0.0036 ± 0.0002

Table 5: (continued)

Enroller	FNMR @ FMR=0.01	FNMR @ FMR=0.001	FNMR @ FMR=0.0001
3F	0.00082 ± 0.00009	0.0015 ± 0.0001	0.0025 ± 0.0002
3G	0.00063 ± 0.00008	0.0013 ± 0.0001	0.0023 ± 0.0002
3H	0.0013 ± 0.0001	0.0024 ± 0.0002	0.0037 ± 0.0002
3M	0.00048 ± 0.00007	0.0011 ± 0.0001	0.0016 ± 0.0001
3N	0.0015 ± 0.0001	0.0029 ± 0.0002	0.0050 ± 0.0002
3O	0.0012 ± 0.0001	0.0023 ± 0.0002	0.0038 ± 0.0002
3Q	0.00069 ± 0.00009	0.0014 ± 0.0001	0.0025 ± 0.0002
3S	0.00087 ± 0.00010	0.0016 ± 0.0001	0.0028 ± 0.0002
3T	0.00077 ± 0.00009	0.0014 ± 0.0001	0.0025 ± 0.0002
3V	0.00051 ± 0.00007	0.0011 ± 0.0001	0.0016 ± 0.0001
3W	0.00081 ± 0.00009	0.0016 ± 0.0001	0.0028 ± 0.0002
3Z	0.00073 ± 0.00009	0.0013 ± 0.0001	0.0019 ± 0.0001
4C	0.00051 ± 0.00007	0.0011 ± 0.0001	0.0016 ± 0.0001
4F	0.0011 ± 0.0001	0.0021 ± 0.0001	0.0032 ± 0.0002
4K	0.00074 ± 0.00009	0.0013 ± 0.0001	0.0021 ± 0.0002
4L	0.0010 ± 0.0001	0.0017 ± 0.0001	0.0027 ± 0.0002
4M	0.00074 ± 0.00009	0.0013 ± 0.0001	0.0021 ± 0.0002
4N	0.0010 ± 0.0001	0.0023 ± 0.0002	0.0045 ± 0.0002
4O	0.00061 ± 0.00008	0.0014 ± 0.0001	0.0025 ± 0.0002
4Q	0.00058 ± 0.00008	0.0010 ± 0.0001	0.0016 ± 0.0001
4S	0.00065 ± 0.00008	0.0012 ± 0.0001	0.0023 ± 0.0002
4T	0.0010 ± 0.0001	0.0023 ± 0.0002	0.0047 ± 0.0002
4U	0.00055 ± 0.00008	0.0011 ± 0.0001	0.0019 ± 0.0001
4W	0.00050 ± 0.00007	0.0010 ± 0.0001	0.0017 ± 0.0001
4X	0.00063 ± 0.00008	0.0011 ± 0.0001	0.0019 ± 0.0001
4Z	0.00051 ± 0.00007	0.0011 ± 0.0001	0.0017 ± 0.0001
4J	0.00023 ± 0.00005	0.00052 ± 0.00008	0.00077 ± 0.00009



## 5 References

- [1] Jonathan N. Bradley, Christopher M. Brislawn, and Thomas Hopper. FBI wavelet/scalar quantization standard for gray-scale fingerprint image compression. In *SPIE, Visual Information Processing II*, 1961. 3
- [2] Patrick Grother Elham Tabassi, George W. Quinn. When to fuse two biometrics. In *IEEE Computer Society on Computer Vision and Pattern Recognition, Workshop on Multi-Biometrics*, 2006. 3
- [3] Robert Fontana, Giovanni Pistone, and Maria Rogantin. Classification of two-level factorial fractions. *Journal of Statistical Planning and Inference*, 87:149–172, 2000. 3
- [4] P. Grother, M. McCabe, C. Watson, M. Indovina, W. Salamon, P. Flanagan, E. Tabassi, E. Newton, and C. Wilson. Performance and Interoperability of the INCITS 378 Fingerprint Template. Technical report, NIST, 2006. 4
- [5] A. Martin, G. Doddington, T. Kamm, M. Ordowski, and M. Przybocki. The DET curve in assessment of detection task performance. In *Proc. Eurospeech*, pages 1895–1898, 1997. 3
- [6] George W. Quinn. Evaluation of latent fingerprint technologies: Fusion. In *NIST Latent Fingerprint Testing Workshop Recognition, Workshop*, 2009. 3