

# **FACE STANDARDIZATION**

## **IMPROVING FACE RECOGNITION VIA SPECIFICATION OF IMAGES, MEASUREMENTS ON IMAGES, CAMERAS**

**PATRICK GROTH**

NIST, U. S. DEPARTMENT OF COMMERCE

**IFPC 2020**

OCTOBER 28, 2020

## » Problems:

- Face recognition failures I
- Face recognition failures II

## » Solutions:

- Documentary standards



ISO/IEC 39794-5  
ANNEX D + E

- Image quality assessment



ISO/IEC 29794-5  
FACE IMAGE QUALITY

- Smarter cameras



ISO/IEC 24358  
FACE-AWARE CAPTURE SUBSYSTEM SPECS.

## » FRVT Evaluation



# MOTIVATION FOR QUALITY FACE RECOGNITION FAILURES I

# NIST Fingerprint Image Quality



**NFIQ v1 (2004)**  
NIST (Tabassi, Wilson)



Quality  
number  
{1,2,3,4,5}

**Feature extraction:** computes appropriate signal or image fidelity characteristics and results in an 11-dimensional feature vector. Features are hand-crafted.

**Classifier = Neural network:**  $R^{11} \rightarrow I^1 \{1,...5\}$  based on various quantiles of the normalized match score distribution.



**NFIQ v2 (2016)**  
NIST + BSI + BKA +  
Fraunhofer IGD + Secunet +  
Hochschule Darmstadt



Quality  
number  
{0 ... 100}

**Feature extraction:** computes appropriate signal or image fidelity characteristics and results in an 14-dimensional feature vector. Features are hand-crafted.

**Classifier = Random Forest:**  $R^{14} \rightarrow R^1 [0,100]$  classifies feature vectors two classes with quality value being the probability of class membership. The two classes depend on NFIQ v1 and genuine similarity scores from 9 commercial matchers

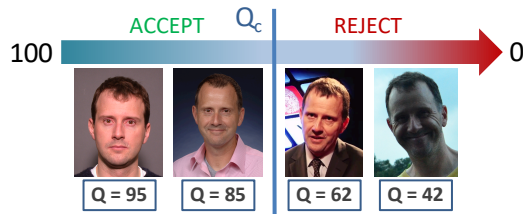


ISO/IEC 29794-4:2017 Biometric sample quality --  
Part 4: Finger image data

# Why measure quality

## Scalar quality values (like NFIQ + commercial)

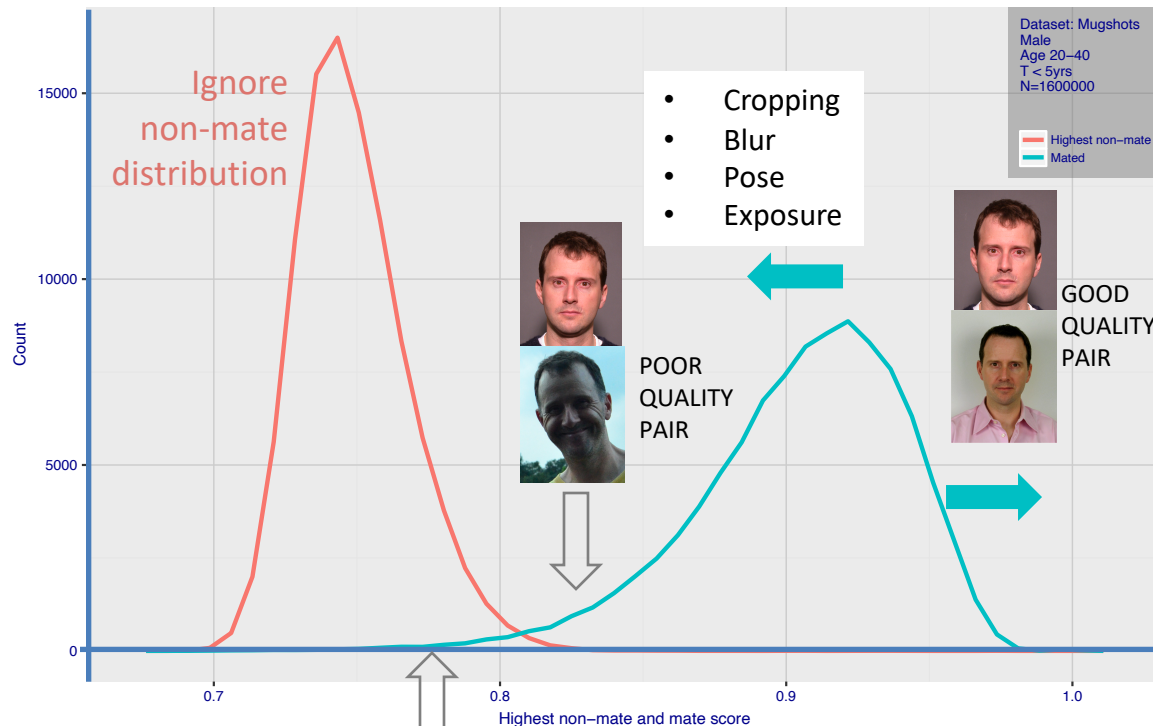
- » Image acceptance / rejection decisions during enrollment



- » Sample selection from a capture stream
- » As a management indicator
  - Monitor a statistic over time, place, camera, organization etc.
- » To augment a multi-biometric fusion process
- » To augment human review
- » NOT as a replacement for matching

## Vector quality values Image analysis (cf. commercial packages)

- » Is the image defective, and how?
  - Actionable feedback to operator / subject
- » Standards conformance
  - Is the image blurred?
  - Is the person facing the camera?
- » Expose method for remediation
  - Is the image defect related to subject mis-presentation?
  - Is the image defect systematic, occurring even with a perfectly presenting subject?
- » As a management indicator




## Face Recognition Failures I

### False Rejection

Ageing also depresses matching scores independent of quality  
→ exclude aged pairs from a quality assessment set



# Why ignore the impostor distribution?



X

Anecdotal: Some recognition algorithms give false matches from saturated images

- There is an operational role for detecting images likely to give FM



But: These images, both “high quality”, also false match (Why? sisters).

- FM is caused by biology AND quality problems (at least)
- This impedes evaluation

Assumption: It is sufficient to evaluate a QA algorithm on prediction of low genuine scores (from images like X)

# STANDARD 1

## ISO/IEC 29794-5 FACE IMAGE QUALITY

# Face quality standard tests + structure

Unified quality score	6.2
Illumination uniformity	6.3
Illumination uniformity (alt)	6.4
Illumination under-exposure	6.5
Illumination over-exposure	6.6
Illumination over-exposure (alt)	6.7
Illumination modulation	6.8
De-focus	6.9
Image sharpness	6.10
Motion blur	6.11
Edge Density	6.12
Compression	6.13
Unnatural colour and colour balance	6.14
Eyes visible	6.15
Number of faces present	6.16
Inter-eye distance	6.17
Horizontal position of the face	6.18
Vertical position of the face	6.19
Background uniformity	6.20
Pose	6.21
Expression neutrality	6.22
Mouth closed	6.23
Eyes open	6.24
Developer-defined quality score computation	8 and Annex A

## » Description:

- ISO/IEC 39745-5:2019 in clause D.2.4.2 recommends: The dynamic range of the image should have at least 7 bits of intensity variation (span a range of at least 128 unique values) in the face region of the image. The face region is defined as the region from crown to chin and from the left ear to the right ear.

## » Computation

- Find and segment the face region
- Recover the image luminance from the encoded data e.g. gamma inversion then  $Y = 0.2126R + 0.7152G + 0.0722B$
- Compute the number of pixels,  $n_i$ , whose integer intensity is  $i$
- Compute the number of pixels,  $N = \sum_i n_i$
- Compute  $p_i = \frac{n_i}{N}$
- Compute entropy  $H = -\sum p_i \log_2 p_i$

## » Units of measure

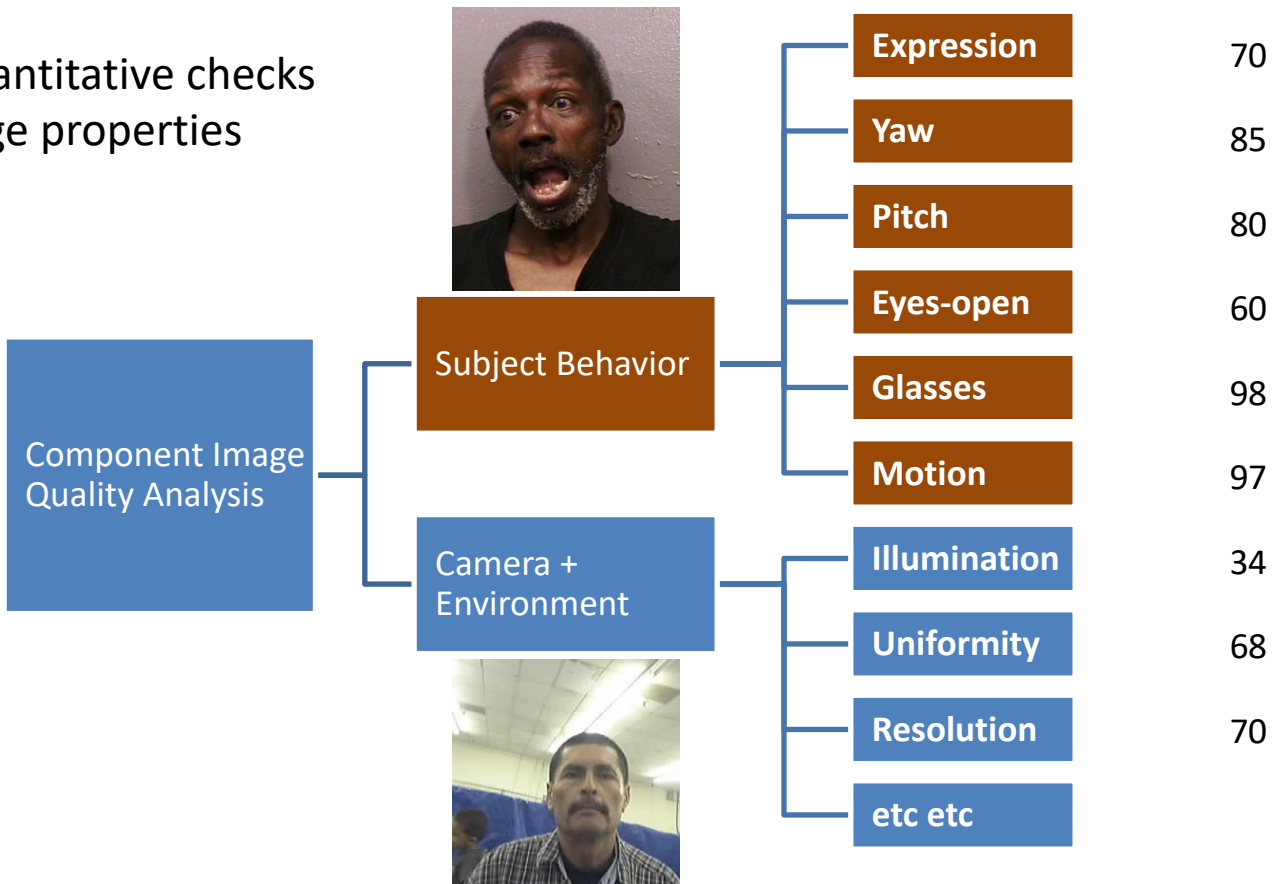
- The unit of entropy are bits.

## » Value range and threshold

- Range:  $[0,8]$  for an 8 bit image
- Acceptable:  $H \geq 7$ , otherwise the image is not correctly exposed.

# Face Quality Role #1: Face Image Quality Attributes

**Vector Quality:** Quantitative checks of subject and image properties






# STANDARD 2 -- ISO/IEC 24358

## FACE-AWARE CAPTURE SUBSYSTEM SPECIFICATIONS

## ISO/IEC 24358

### FASTER, BETTER, FACE-AWARE CAPTURE (QUALITY MATTERS!)



Images from presenter

#### Extant Problems:

- a) Non-frontal faces
- b) No-faces, multiple-faces
- c) Over- and under-exposure
- d) Human review errors
- e) Demographics
- e) Morphing is possible
- f) Inadequate for presentation attack detection

#### Potential Solutions:

- a) Face pose detector
- b) Face detectors
- c) 12 bits or closed-loop exposure control
- d) Higher resolution, better compression, 3D
- e) Crypto for tamper-proofing
- f) Automatic upload to issuing authorities



## 5 Static imaging requirements

### 5.1 Overview

### 5.2 Resolution

### 5.3 Contrast

### 5.4 Signal to noise ratio

### 5.5 Radial distortion



## 6 Capture subsystem capabilities

### 6.1 Overview

### 6.2 Face detection

### 6.3 Detection of Face closed to Optical axis

### 6.4 Camera Subject Distance checking

### 6.5 Pose estimation

### 6.6 Closed loop illumination control

### 6.7 Face image quality assessment

### 6.8 Image processing for export

### 6.9 Conformance to portrait standard properties

### 6.10 Increasing information for recognition: 3D

### 6.11 Support for forensic adjudication

### 6.12 Improved scanned face image and reduce prevalence

### 6.13 Image integrity protection



# MOTIVATION FOR MORE RESOLUTION FACE RECOGNITION FAILURES II

# Scenario: Identical Twins

## Probe is an identical twin



Gallery Size: 1.6 million

Algorithm	Rank of sibling	Score	FPIR
Microsoft	1	0.78	0.0007
NEC	1	0.77	0.0010
Idemia	1	3066	0.0007

Almost all algorithms give high scores

## Candidate List



Rank 1



...

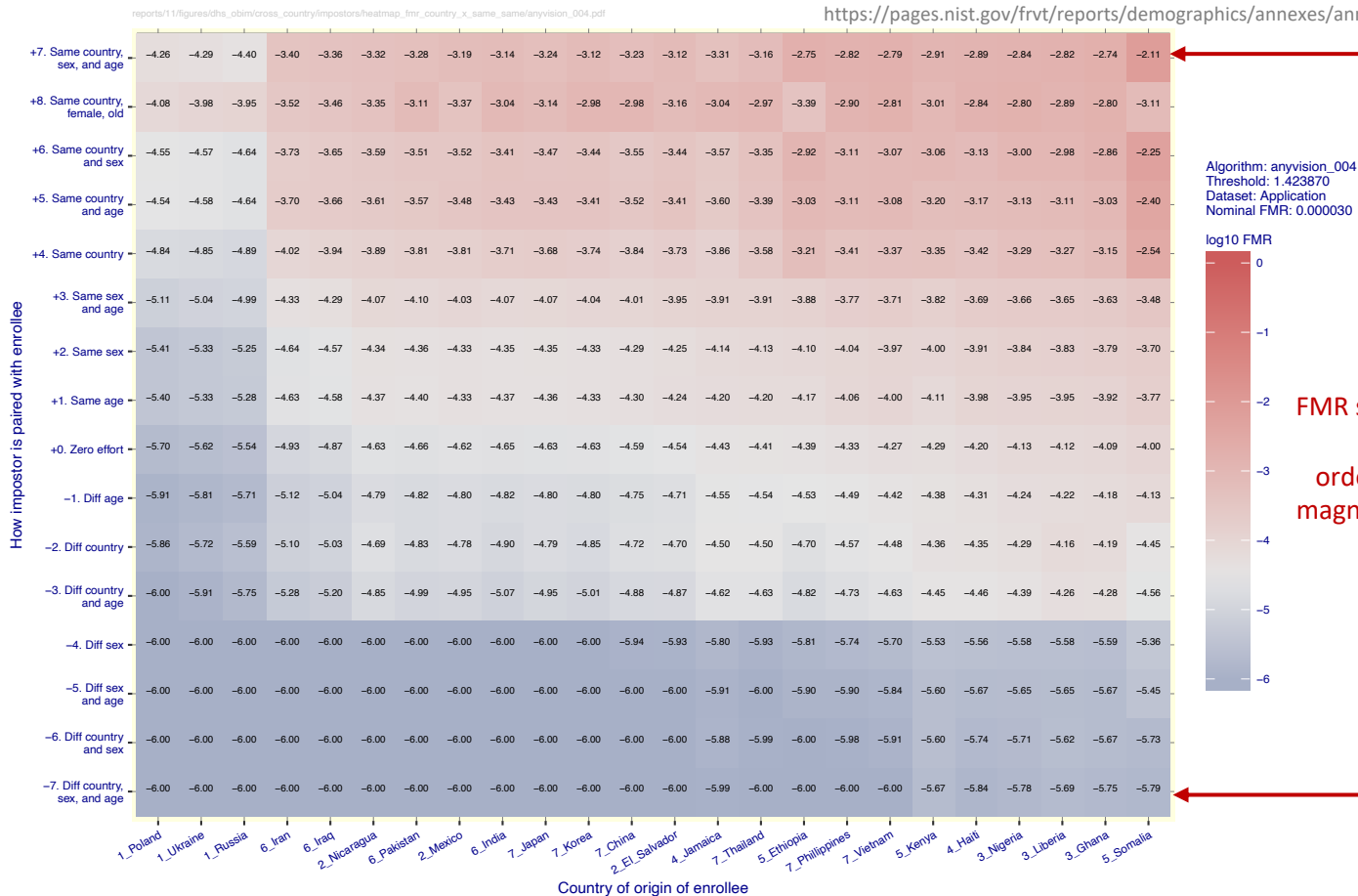
...

# "Broad homogeneity":: FMR increases with sameness of demographics

Source: NISTIR 8280 Annex 8

[https://pages.nist.gov/frvt/reports/demographics/annexes/annex\\_08.pdf](https://pages.nist.gov/frvt/reports/demographics/annexes/annex_08.pdf)

COMPARE PHOTOS OF  
PEOPLE FROM **SAME** AGE,  
SEX, RACE




COMPARE PHOTOS OF  
PEOPLE FROM **DIFFERENT**  
AGE, SEX, RACE


# Low FPIR is not accessible

In a “closed” population (town, country):

- Low false positive rates cannot be achieved due to familial relationships
- Not expected with 10 fingerprints, and iris recognition



# What's in a face?



## How many biometrics here?

1 Face

2 Irides + periocular

3 Skin texture | <https://patents.google.com/patent/US7369685B2/>

4 Head shape

5 Ears

6 Scars

Human review: See ASTM E3149  
*Standard Guide for Facial Image Comparison Feature  
List for Morphological Analysis*



7 **What other modalities could standardized augmentations of 2D face**

- Iris
- Short + long wave infrared
- Hyperspectral
- 3D



# EVALUATING ACCURACY OF FACE QUALITY SCALAR ALGORITHMS

## ONGOING BENCHMARKS

**1. FRVT 1:1**  
Core Biometric  
Operation

**2. FRVT 1:N**  
Search  
Performance

**3. FRVT Morph**  
Morphed Photo  
Detection

**4. FRVT Quality**  
Automated Quality  
Assessment

**NIST**

**FRVT**

Face Recognition Vendor Test

## CURRENT PRODUCTS

**Part 1:**  
Performance of  
1:1 Verification  
Algorithms

**Part 2:**  
Performance of  
1:N Identification  
Algorithms

**Part 3:**  
Demographic  
Effects in Face  
Recognition

**Part 4:**  
Performance of  
Morph Detection  
Algorithms


**Part 5:**  
Performance of  
Image Quality  
Assessment  
Algorithms

**Part 6:**  
Performance of  
Face Recognition  
with Face Masks

**Part 7:**  
Performance of  
Face Recognition on  
Twins




Last: 2020-10-09  
Next: 2020-11-15



Last: 2020-03-27  
Next: 2020-11-05



Last: 2019-12-19  
Next: 2021-02 est.



Last: 2020-07-24  
Next: 2020-11 est.



Last: 2020-07-27  
Next: 2020-11 est.



Last: 2020-09-18  
Next: 2020-11 est.



Last:  
Next: TBD

# Good, bad, wild, ugly, and lots beyond



distorted  
source e.g.  
scars on a  
fingertip



distortion in one  
or more steps of  
the process e.g.  
capture or  
compression



ISO Standard



Expression



Gaze



Too close



Pose Angle

- ISO's idea of "poor" images have better quality than (USA) border crossing practice
- ISO aspires to collect reference samples that are pristine, for storage in authoritative databases.

ISO\*

MUGSHOT+ WEBCAM

LFW

IJB-C

LEGACY-CAM+

REFLECTED<sup>x</sup>

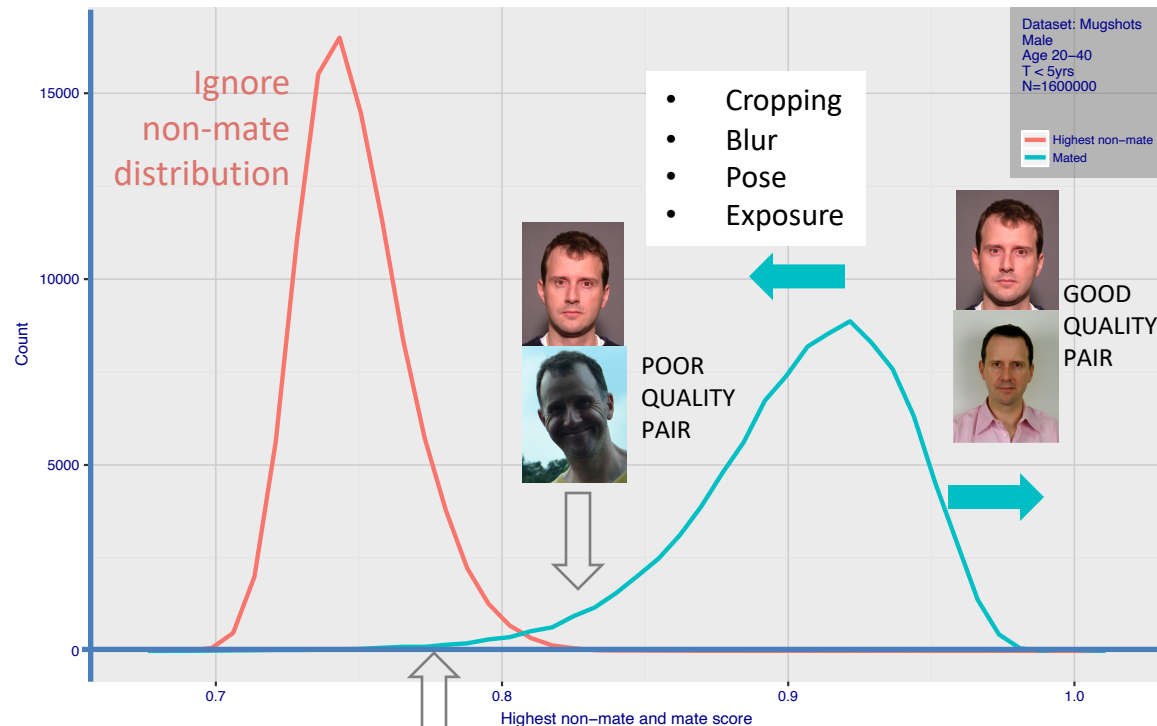
LUX = 0



Cooperative Enrollment  
where quality assessment is  
traditionally most useful at  
initial collection.

Non-Cooperative

\* <http://webstore.ansi.org>  
+ <http://www.chicagonow.com/cta-tattler/2013/07/chicago-cops-use-face-recognition-software-to-nab-cta-mugger>  
x <http://io9.com/hidden-faces-can-be-found-by-zooming-into-hi-res-photos-1491607189>



## Face Recognition Failures I

### False Rejection

VERY POOR QUALITY PAIR




Ageing also depresses matching scores independent of quality  
→ exclude aged pairs from a quality assessment set



# Quality as predictors of recognition success?

- » A quality algorithm,  $F$ , operating on an image  $X_1$  produces value
  - $Q = F(X_1)$  [1]
- » A face recognition algorithm,  $C$ , samples to yield scores
  - $S = C(X_1, X_2)$  [2]
- » Quality algorithms should predict genuine score,  $S$ , from  $X_1$  alone
- » By assuming that  $X_2$  would be a canonical portrait i.e. a pristine image of the same subject
  - $Q \sim C(X_1, X_{\text{PORTRAIT}})$  [3]
  - i.e. quality assessment must be done “blind”, targeting a hidden or virtual portrait image
    - cf. blind PSNR in image or video fidelity
  - Respects the ISO/ICA0 specification as the gold standard for AFR.

# FRVT Quality Evaluation Data



## REFERENCE SAMPLES, X1

- Almost ISO compliant **immigration “application” photos**
- Num images: 535 329
- Num people: 535 329
- Percent female: 57.4%



















## VERIFICATION SAMPLES (Examples are very similar, not actual)

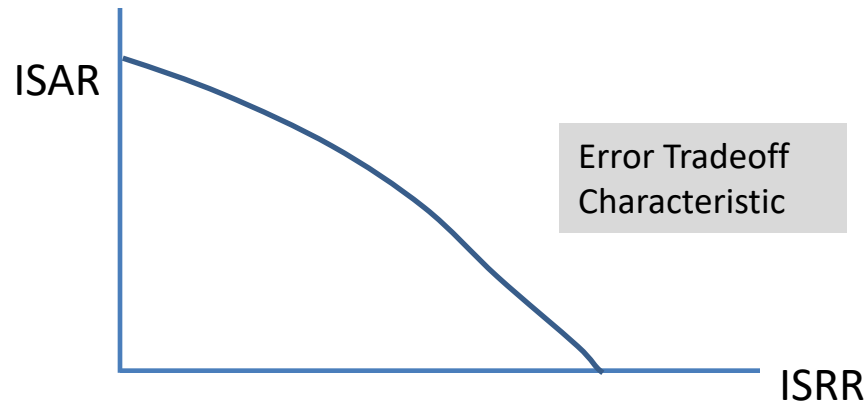
- **Inbound border crossing photos**
- Num images: 3 225 633
- Num people: 535 329
- Run quality algorithms on these images

## Dataset for quality evaluation:

- 3 225 633 comparison scores for each recognition algorithm
- 3 225 633 quality scores for each quality algorithm

# Metric 2: QA as a predictor of recognition failure

X1	Q1	X2	Q2	MATCH SCORE	MATCH YES?
	?		94	0.97	TRUE
	?		97	0.91	TRUE
	?		74	0.89	TRUE
	?		57	0.85	TRUE
	?		29	0.81	TRUE
	?		68	0.72	FALSE
	?		32	0.65	FALSE
	?		27	0.57	FALSE



Incorrect Sample Rejection:  $Q < 55$  but does match

Incorrect Sample Acceptance:  $Q \geq 55$  but does not match

# FRVT Quality Assessment: Participation

## Quality algorithm developers choosing to participation

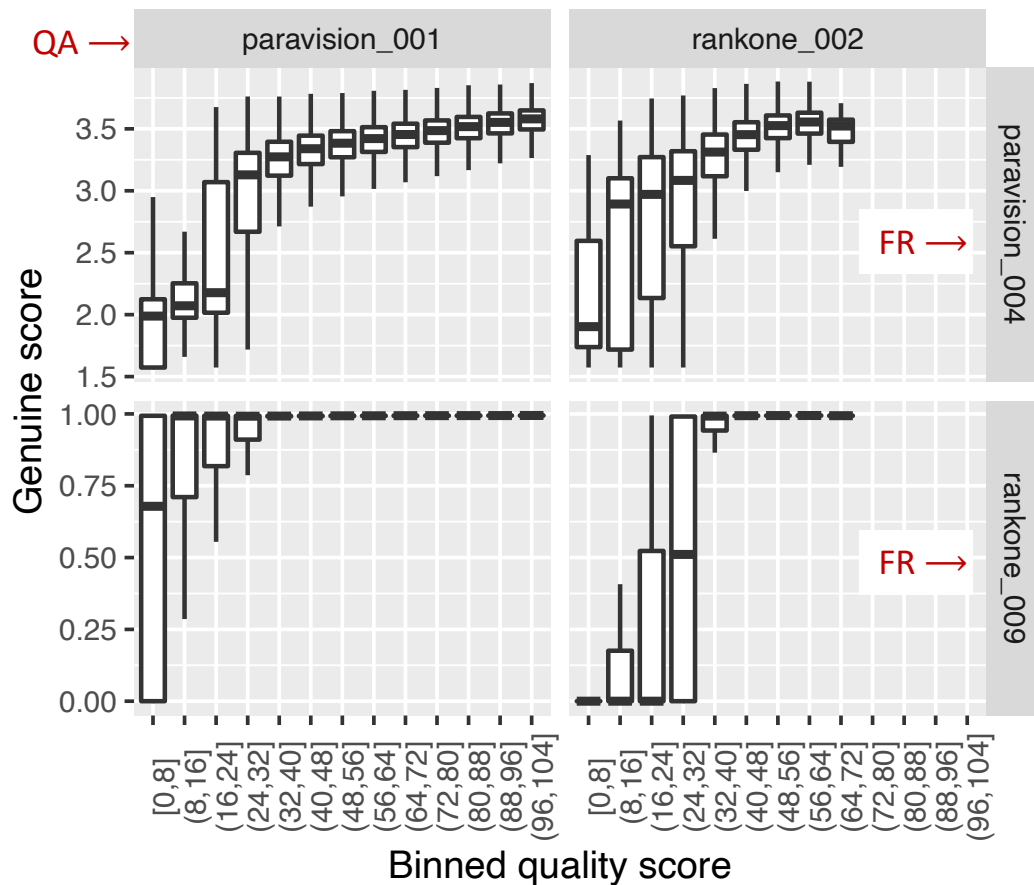
- » China Electronics Import-Export (CN)
- » Lomonosov Moscow State University (RU)
- » Paravision (US)
- » Guangzhou Pixel Solutions (CN)
- » Rank One Computing (US) **x3**
- » Universidad Autónoma de Madrid + Joint Research Center (EU)

## Target recognition algorithms selected by NIST

- » ceiec-003
- » intsysmsu-001
- » paravision-004
- » pixelall-003
- » rankone-008 and -009
  
- » **anyvision-004**
- » **imperial-002**
- » **innovatrics-004**



# Result I: Suitability for use as “summary indicator”



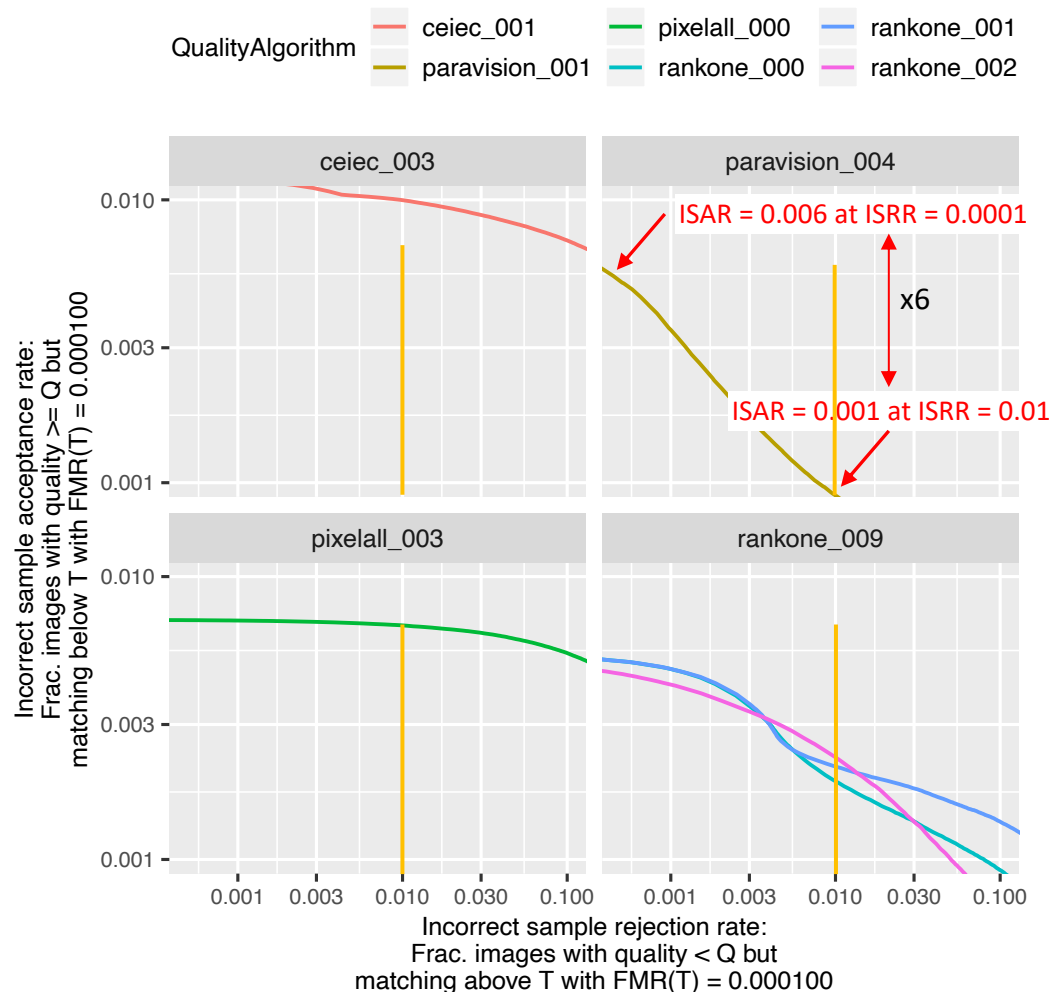
- Monotonic medians
- Binned to 13 levels
- Variance sometimes high
- Within- vs. cross-developer

# Result II: Suitability for use in image acceptance

- **ISRR = 0.01** is an operationally tenable value (?)
- ISAR is it effective at improving accuracy?

## FRVT Quality Evaluation

- Is open
- Is under development – new, and more, image sets
- [https://pages.nist.gov/frvt/html/frvt\\_quality.html](https://pages.nist.gov/frvt/html/frvt_quality.html)



THANKS

PATRICK.GROTHER@NIST.GOV

[http://paddymondo.net/ISO\\_IEC\\_29794\\_5.pdf](http://paddymondo.net/ISO_IEC_29794_5.pdf)

[http://paddymondo.net/ISO\\_IEC\\_24358.pdf](http://paddymondo.net/ISO_IEC_24358.pdf)